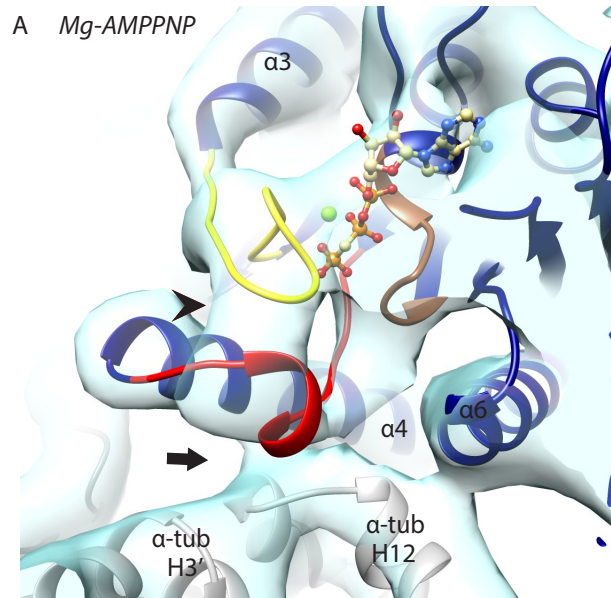
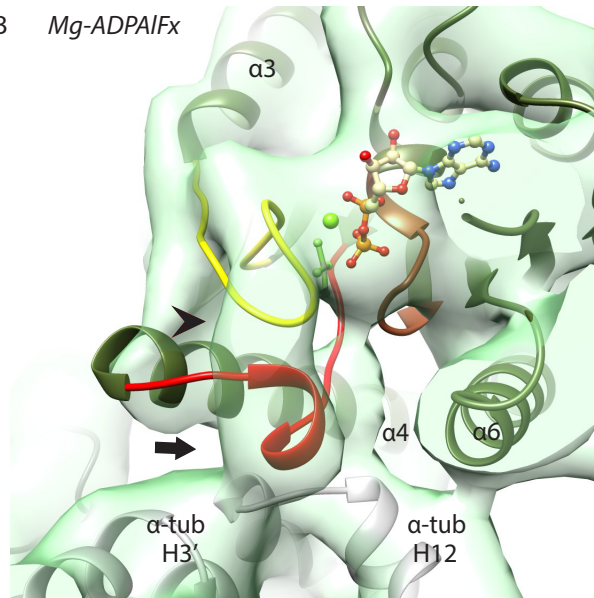


A *Mg*-AMPPNP



Kin3-MT


B *Mg*-ADPAIFx




Kin1-MT


Figure 2 S1

Models

 Kin3-Mg-AMPPNP-MT

 Kin1-Mg-ADPAIFx-MT

 α -tubulin (PDB 1JFF)

 β -tubulin (PDB 1JFF)

Motifs

 Loop 9

 P-loop

 Loop 11