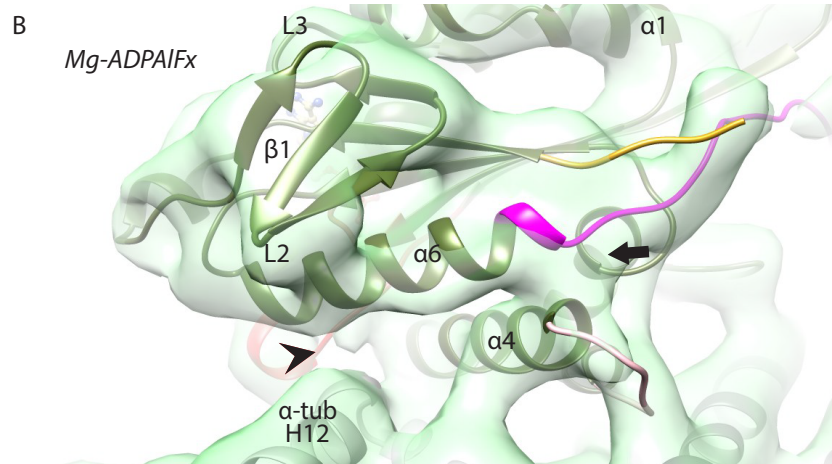




Kin3-MT






Kin1-MT

Figure 3 S1

Models

	Kin3-Mg-AMPPNP		Kin1-Mg-ADPAIFx-MT
	α-tubulin (PDB 1JFF)		β-tubulin (PDB 1JFF)

Motifs

	Neck linker
	N-term
	Loop 12