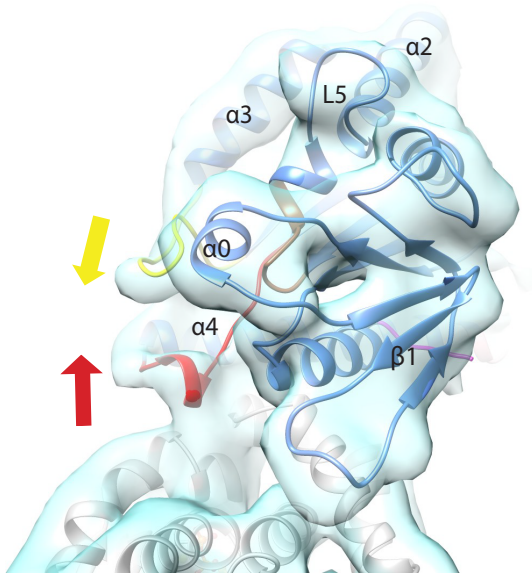


A

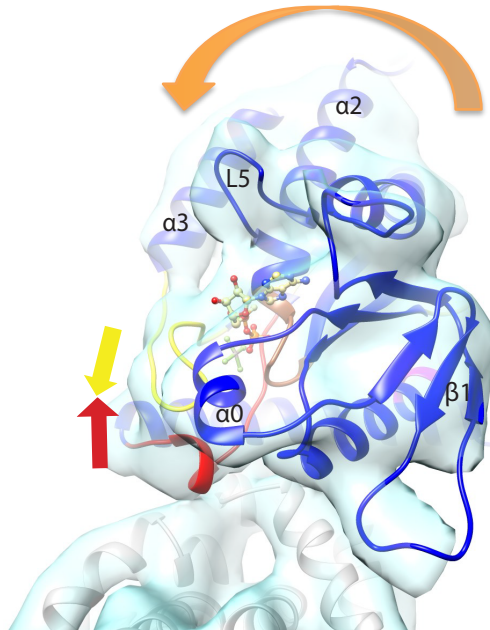
No Nucleotide



Mg-ATP

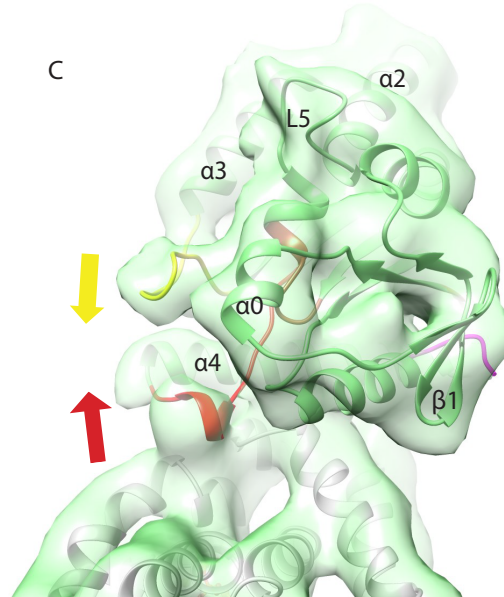
B

ATP-like



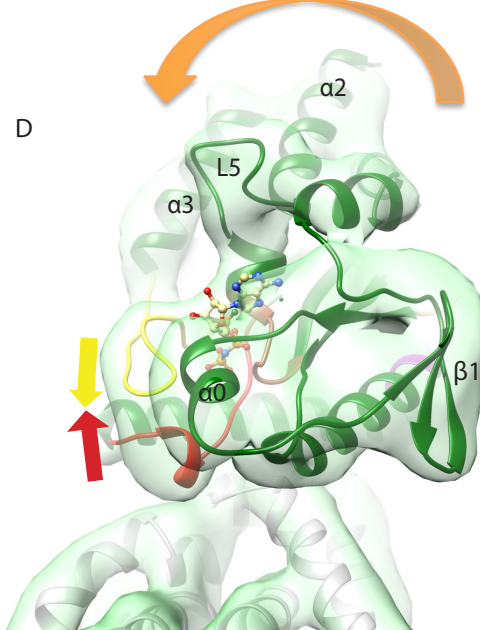
Kin3-MT

C



Mg-ATP

D



Kin1-MT

Figure 5 S2

Motifs

- Loop 9
- Loop 11
- P-loop
- Neck linker

Models

- | | |
|---|---|
| Kin3-NN-MT | Kin1-NN-MT |
| Kin3-Mg-ADPAIFx | Kin1-Mg-AMPPNP-MT |
| α -tubulin (PDB 1JFF) | β -tubulin (PDB 1JFF) |