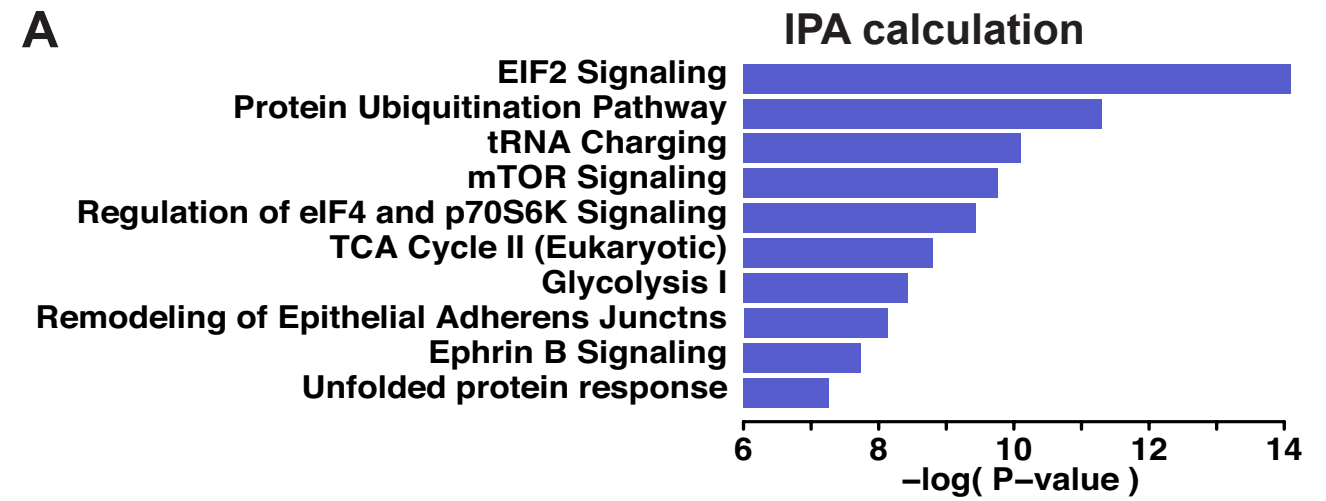
A
IPA calculation
EIF2 Signaling
Protein Ubiquitination Pathway
tRNA Charging
mTOR Signaling
Regulation of eIF4 and p70S6K Signaling
TCA Cycle II (Eukaryotic)
Glycolysis I
Remodeling of Epithelial Adherens Junctns
Ephrin B Signaling
Unfolded protein response
6
8
10
12
14
–log(P–value)

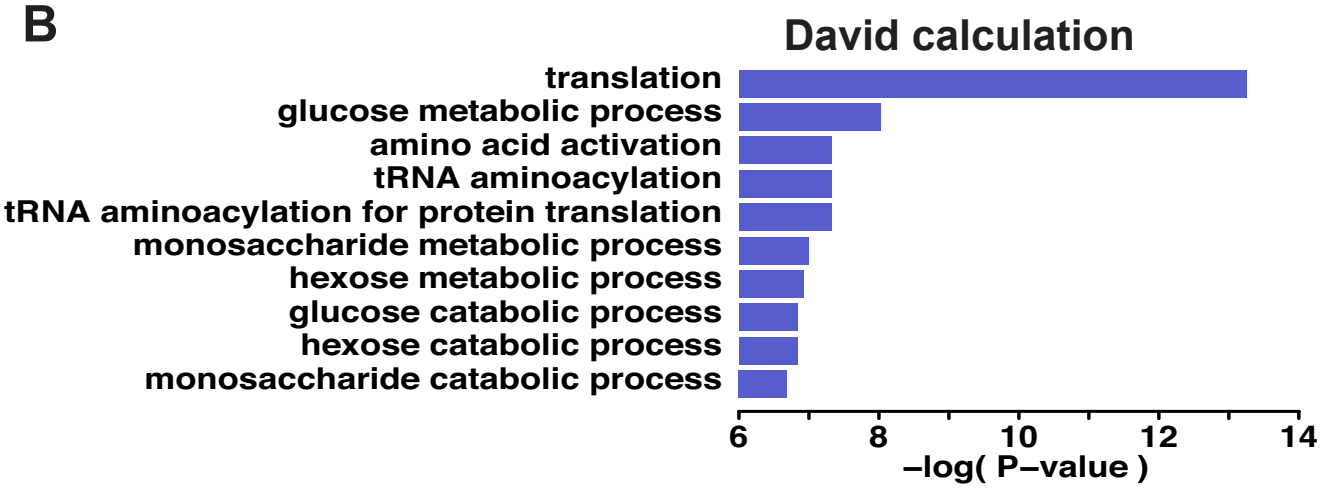
B
David calculation
translation
glucose metabolic process
amino acid activation
tRNA aminoacylation
tRNA aminoacylation for protein translation
monosaccharide metabolic process
hexose metabolic process
glucose catabolic process
hexose catabolic process
monosaccharide catabolic process
6
8
10
12
14
–log(P–value)

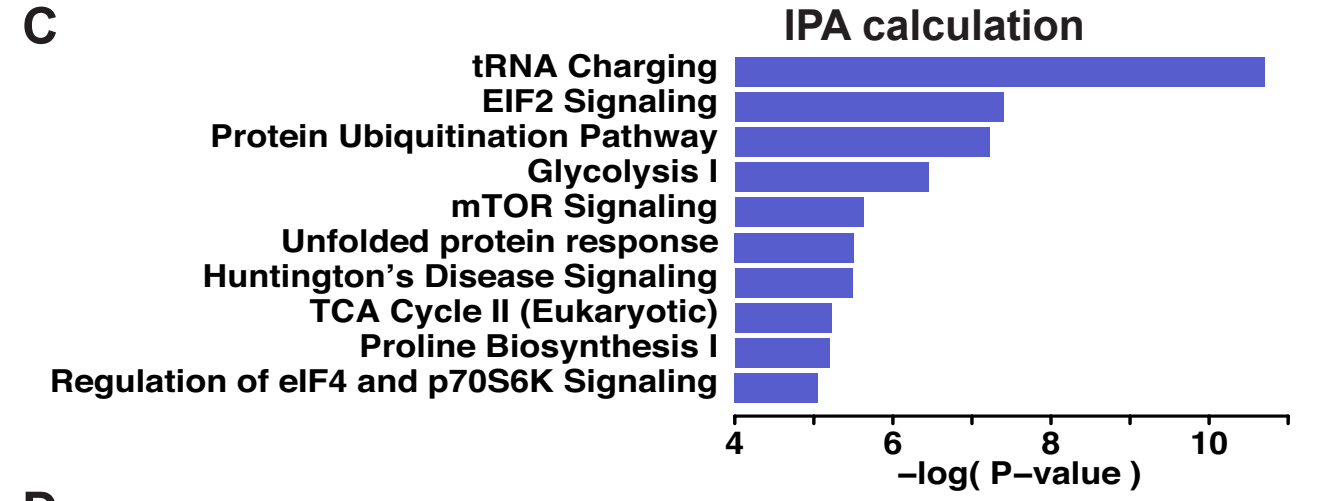
C
IPA calculation
tRNA Charging
EIF2 Signaling
Protein Ubiquitination Pathway
Glycolysis I
mTOR Signaling
Unfolded protein response
Huntington's Disease Signaling
TCA Cycle II (Eukaryotic)
Proline Biosynthesis I
Regulation of eIF4 and p70S6K Signaling
4
6
8
10
–log(P–value)

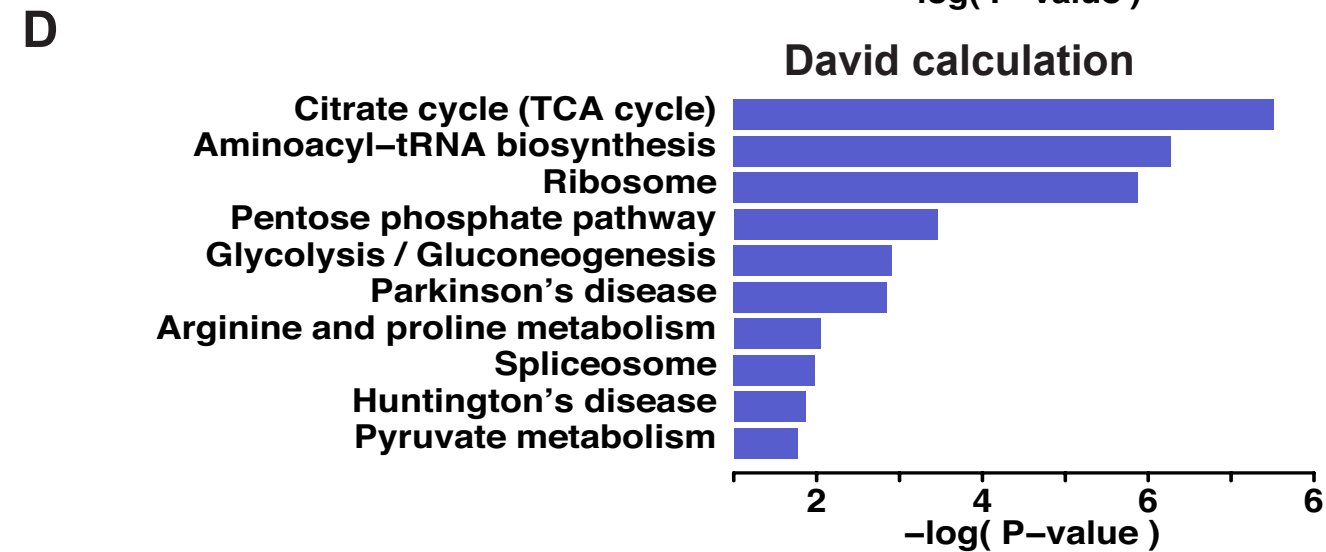
D
David calculation
Citrate cycle (TCA cycle)
Aminoacyl–tRNA biosynthesis
Ribosome
Pentose phosphate pathway
Glycolysis / Gluconeogenesis
Parkinson's disease
Arginine and proline metabolism
Spliceosome
Huntington's disease
Pyruvate metabolism
2
4
6
6
–log(P–value)