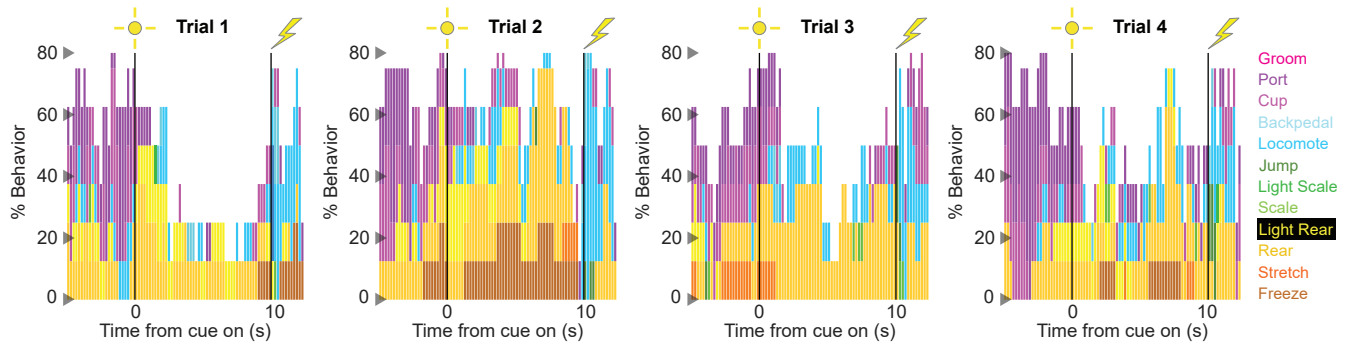
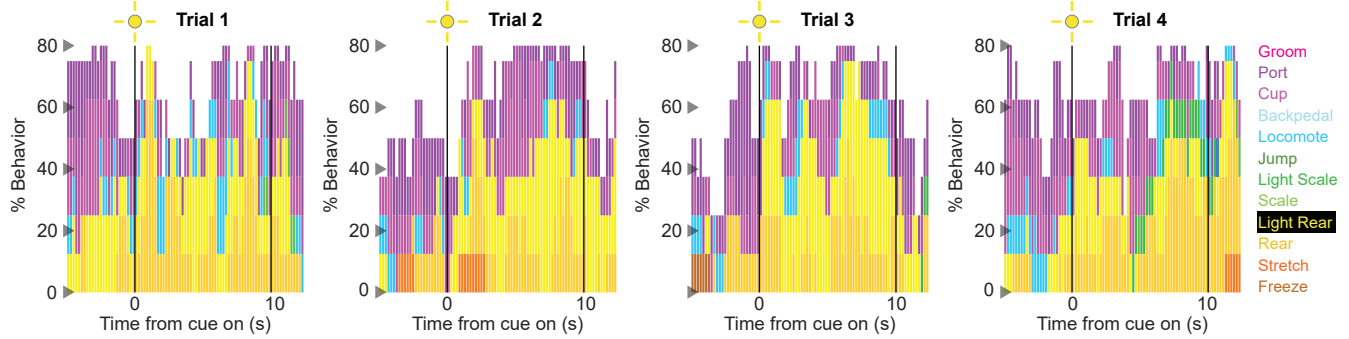


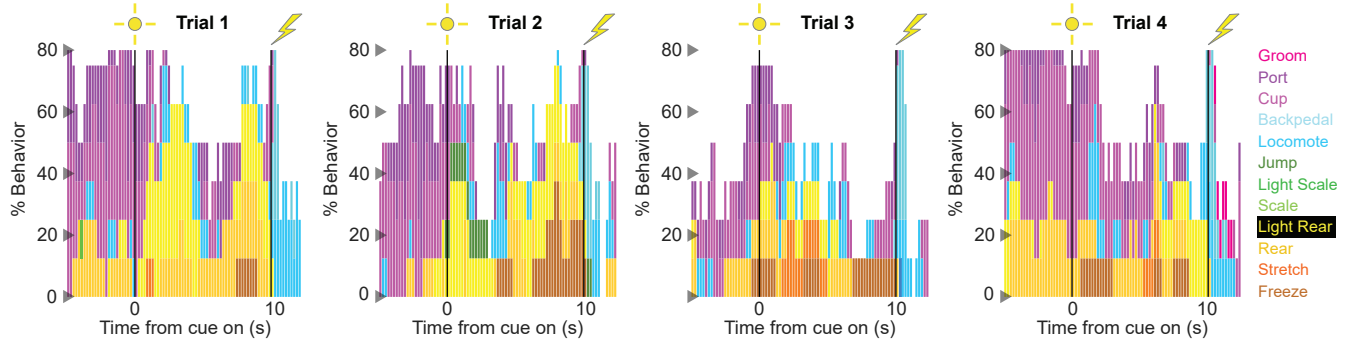
A Paired 0.50 mA



B Unpaired 0.50 mA



C Paired 0.35 mA



D Unpaired 0.35 mA

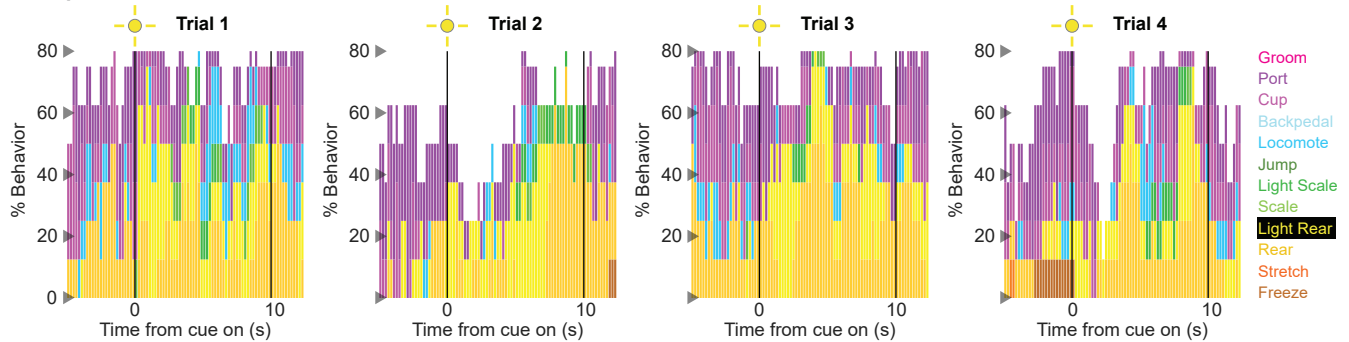


Figure 3 - Supplemental Figure 1 | Conditioning ethograms by trial and intensity.

(A) Ethograms for paired rats receiving the 0.50 mA foot shock shows % behavior (y axis) for each behavioral category in 200-ms intervals from 5-s prior to cue onset to 2.5-s following cue offset. Colors for each behavior category: Freeze (light brown), Stretch (orange), Rear (mustard), Light Rear (yellow), Scale (light green), Light Scale (green), Jump (dark green), Locomote (cyan), Backpedal (sky blue), Cup (purple), Port (dark purple), and Groom (magenta). Column 1 shows trial 1, column 2 trial 2, etc. (B) Ethograms for unpaired rats receiving the 0.50 mA foot shock, details identical to paired rats. (C & D) Ethogram formatting is identical to A & B but for paired and unpaired rats receiving the 0.35 mA foot shock. Foot shock only followed cue light illumination offset for paired rats and is indicated with bolt symbol.