

Figure 1-figure supplement 1-source data

Figure 1-figure supplement 1B:
V5(FZD1/4)

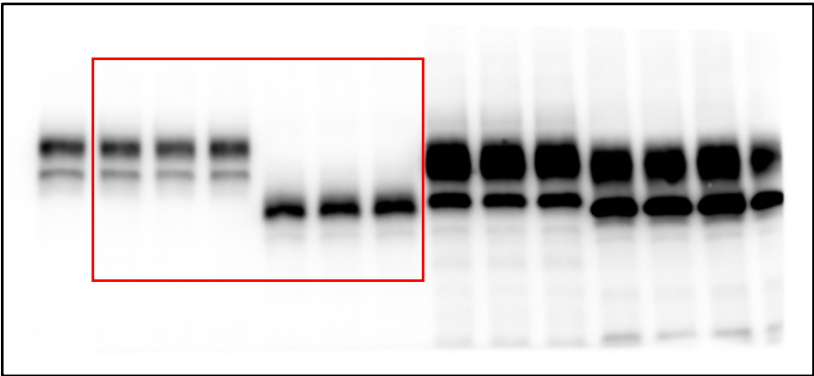


Figure 1-figure supplement 1B:
Actin(FZD1/4)

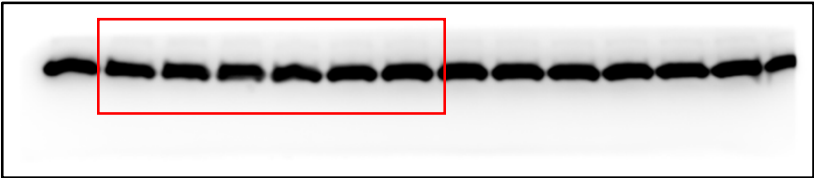


Figure 1-figure supplement 1C:
V5(FZD5)

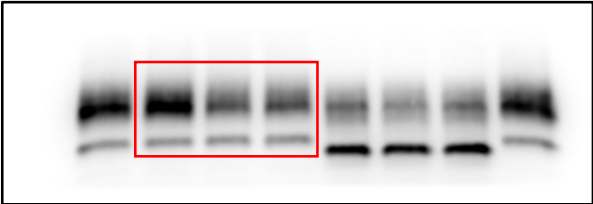


Figure 1-figure supplement 1C:
Actin(FZD5)

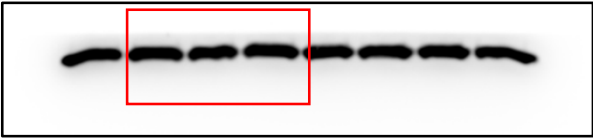


Figure 1-figure supplement 1D:
V5(FZD7)

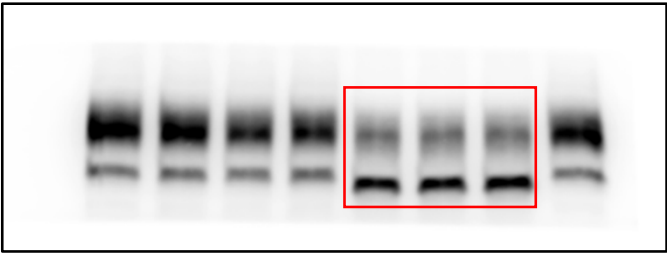


Figure 1-figure supplement 1D:
Actin(FZD7)

