

Figure 7-source data

Figure 7A:
V5

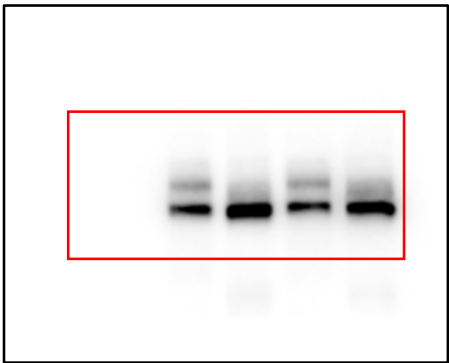


Figure 7A:
StreptAvidin

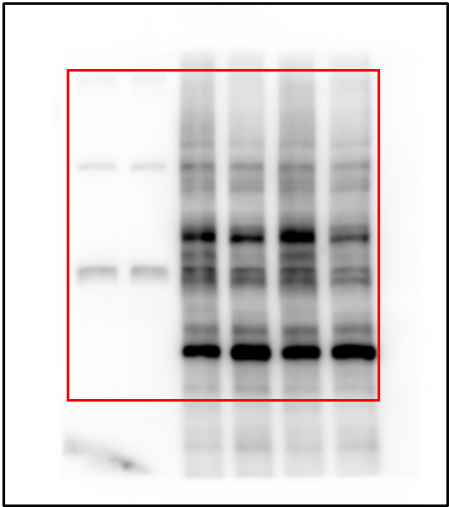


Figure 7A:
HA




Figure 7A:
Actin




Figure 7B:
NeutrAvidin IP
HA

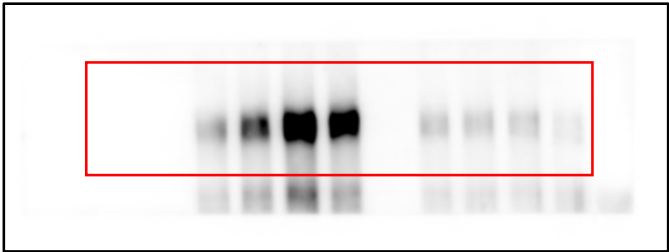


Figure 7B:
Input
HA

