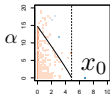
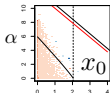
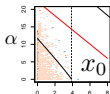
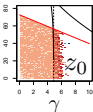
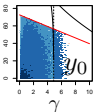
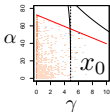


table 1

 $\psi = 0.5$  $\xi = 0.0015$  $u = 0.75$ 

partial derivative of log hazard ratio  
relative to log initial conditions

 $< -25$  $< -10$  $< -6.67$  $< -3.33$  $< 0$  $< 3.33$  $< 6.67$  $< 10$  $< 25$  $\geq 25$