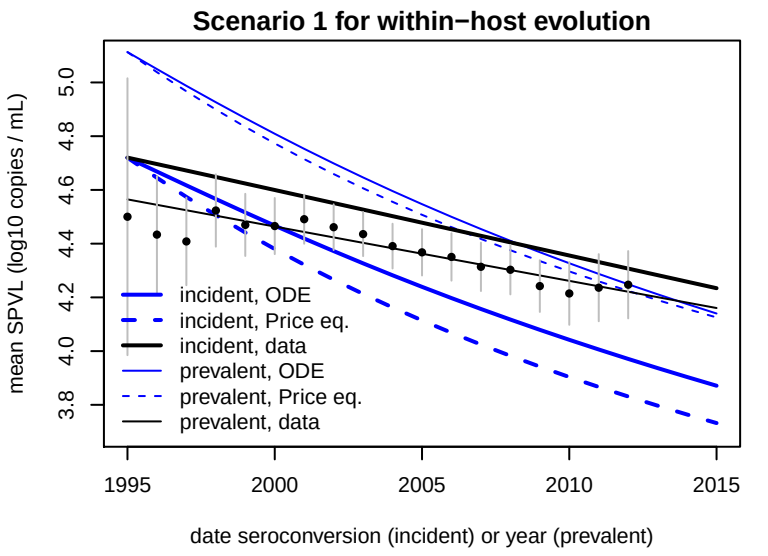
Scenario 1 for within−host evolution
mean SPVL (log10 copies / mL)
5.0
4.8
4.6
4.4
4.2
4.0
3.8
incident, ODE
incident, Price eq.
incident, data
prevalent, ODE
prevalent, Price eq.
prevalent, data
1995
2000
2005
2010
2015
date seroconversion (incident) or year (prevalent)

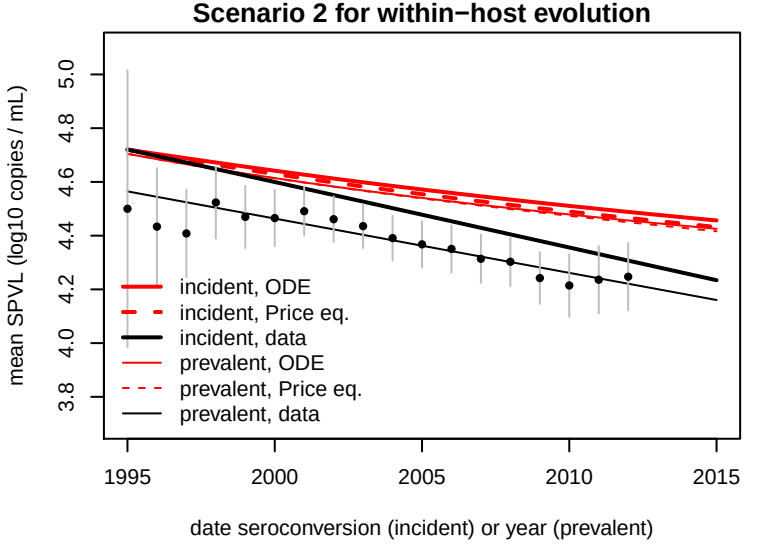
Scenario 2 for within−host evolution
mean SPVL (log10 copies / mL)
5.0
4.8
4.6
4.4
4.2
4.0
3.8
incident, ODE
incident, Price eq.
incident, data
prevalent, ODE
prevalent, Price eq.
prevalent, data
1995
2000
2005
2010
2015
date seroconversion (incident) or year (prevalent)

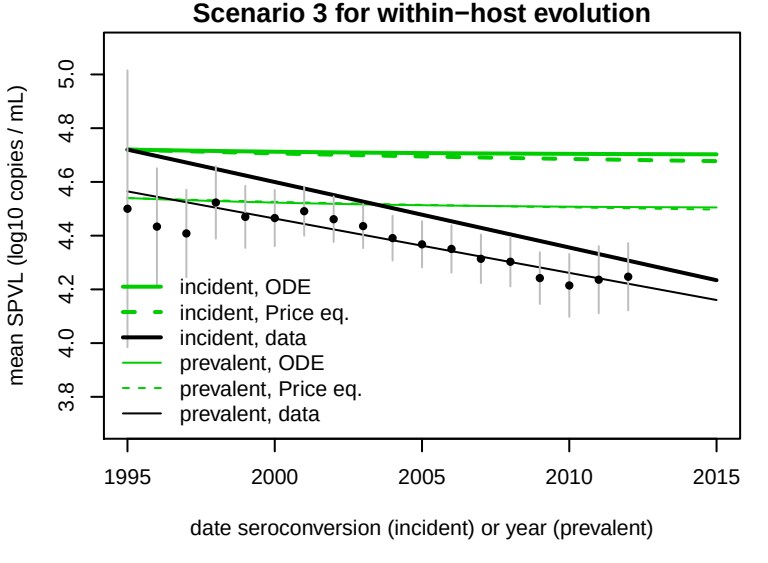
Scenario 3 for within−host evolution
mean SPVL (log10 copies / mL)
5.0
4.8
4.6
4.4
4.2
4.0
3.8
incident, ODE
incident, Price eq.
incident, data
prevalent, ODE
prevalent, Price eq.
prevalent, data
1995
2000
2005
2010
2015
date seroconversion (incident) or year (prevalent)