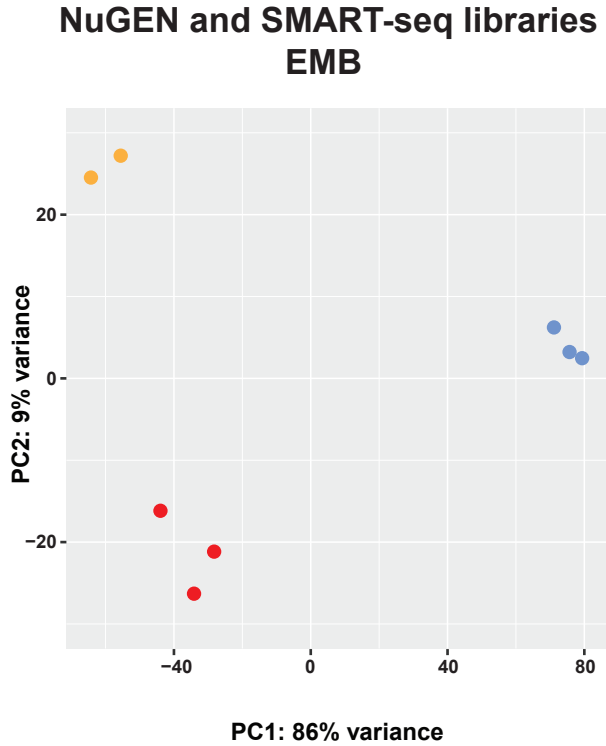


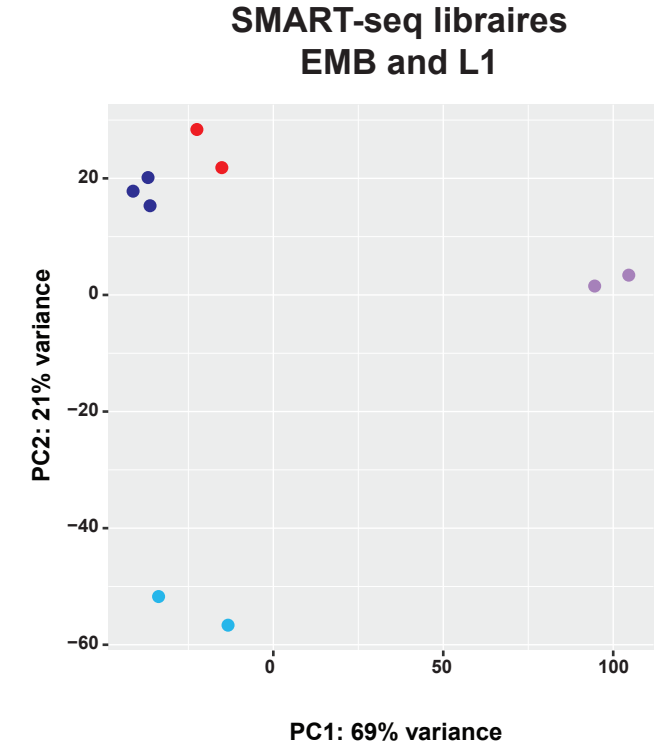
Figure 2-figure supplement 3.

A



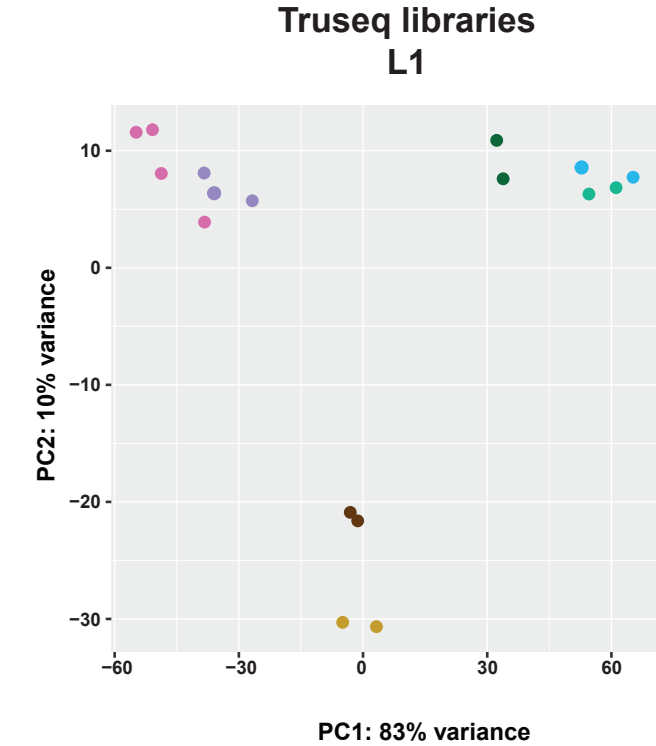
- WT(EMB_PGC_SMART-seq) : Slee-78, 79
- WT(EMB_PGC) : Slee-2, 4, 11
- WT(EMB_soma) : Slee-1, 3, 12

B



- nos-1(gv5)nos-2(RNAi)* (EMB_PGC) : Slee-80, 81
- nos-1(gv5)nos-2(RNAi)* (L1_PGC) : Slee-85, 86
- WT(EMB_PGC) : Slee-78, 79
- WT(L1_PGC): Slee-83, 84

C



- mes-2(RNAi)* (Fed) : Slee-40, 41
- mes-4(RNAi)* (Fed) : Slee-42, 43
- nos-1(gv5)nos-2(RNAi);lin-15B*(Starved) : Slee-52, 53
- nos-1(gv5)nos-2(RNAi)*(Fed) : Slee-38, 39
- nos-1(gv5)nos-2(RNAi)*(Starved) : Slee-51, 57
- WT(Fed) : Slee-35, 36, 37
- WT(Starved) : Slee-32, 33, 34, 50