Figure 3- figure supplement 1

A

Ler *EEN:GUS*

B

Col-0 *35S:GFP-EEN*



C

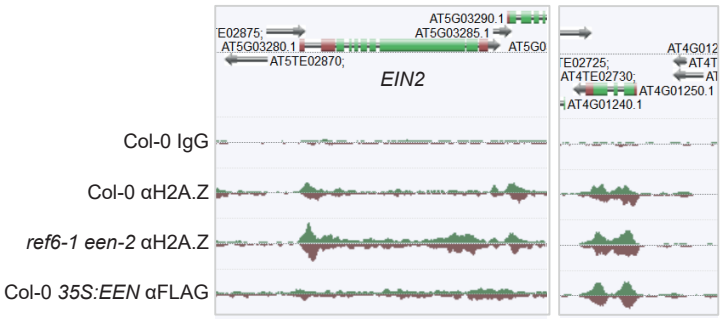

D

INO80 complex subunits	AGI code	mass (kDa)	control matched peptides IP1 /IP2	αFLAG matched peptides IP1/IP2
EEN	AT4G38495	14.3	0/0	5/69
ARP5	AT3G12380	83.7	0/0	13/543
RVB2.1	AT5G67630	52.1	0/0	2/8

E

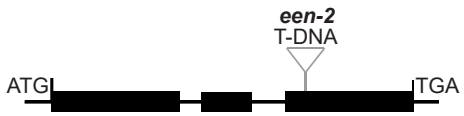

F

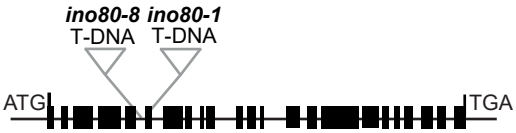

G

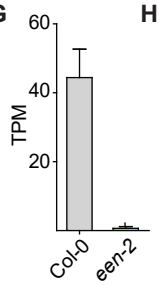

H

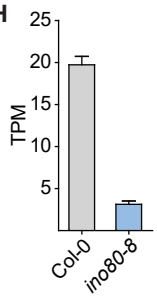

I

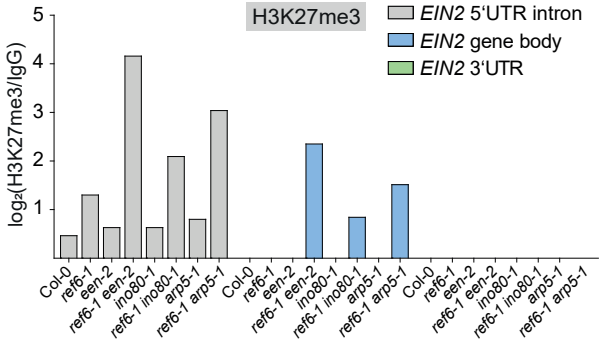

J

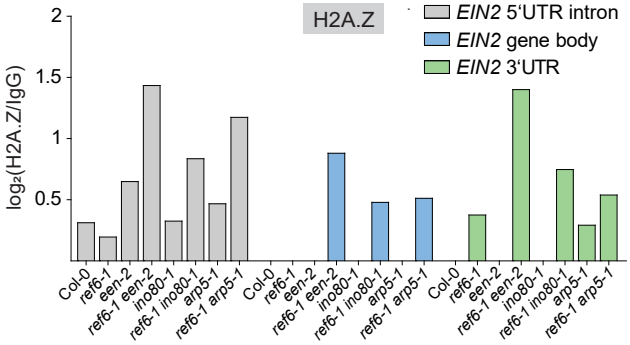

K