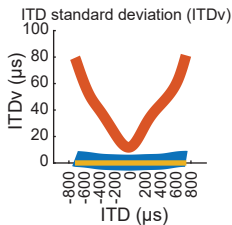
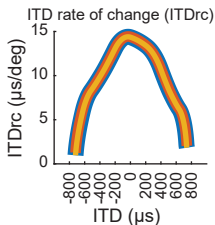


A. ITD variability determined by frequency interference within cochlear filters frequency band

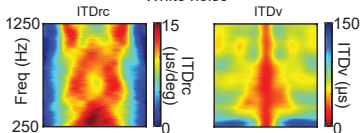
Tone or ensemble of two frequencies within or outside the bandwidth of a cochlear filter centered at 500 Hz

- 500 Hz + 723.6 Hz
- 500 Hz + 523.6 Hz
- 500 Hz alone

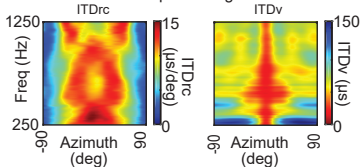


B. ITD statistics across broadband signals

White noise

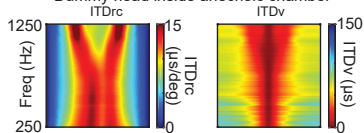


Popular song



C. ITD statistics across acoustic environments

Dummy head inside anechoic chamber



Dummy head on office room

