











Figure 3- figure supplement 3

Motifs enriched in irCLIP-seq clusters






a All mRNA and ncRNA

Motif	p-value	% of targets	% of background
	1.00E-585	29.97	11.29
	1.00E-485	40.38	20.27
	1.00E-269	32.52	18.27
	1.00E-262	24.08	11.9
	1.00E-79	9.21	4.81

b All TEs

Motif	p-value	% of targets	% of background
	1.00E-1367	32.81	4.7
	1.00E-717	53.47	23.34
	1.00E-463	23.6	7.02
	1.00E-302	15.03	4.23
	1.00E-98	5.61	1.7

c All ERVKs

Motif	p-value	% of targets	% of background
	1.00E-83	47.21	16.06
	1.00E-60	33.7	10.7
	1.00E-57	35.1	11.93
	1.00E-31	3.2	0.06
	1.00E-27	6.41	0.73