A.

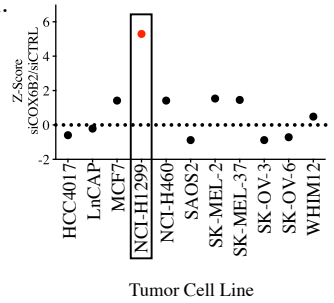

B.

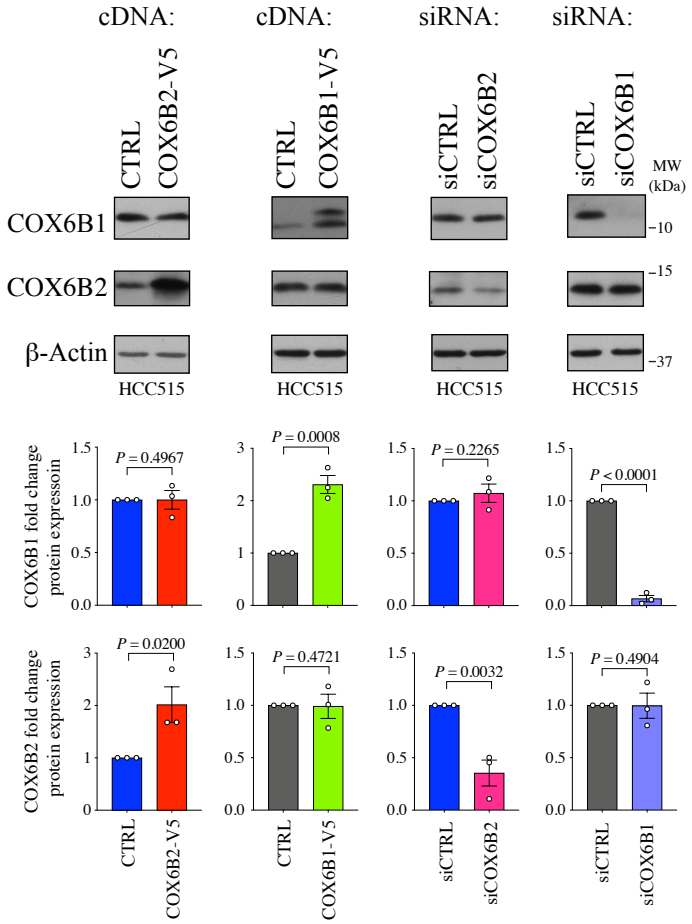

C.

No	Pathology	Stage
1	Adenocarcinoma: 40% acinar, 30% papillary, 20% lepidic, 10% micropapillary	IB
2	Adenocarcinoma 90% solid with 10% acinar subtype	IIB
3	Solid adenocarcinoma with mucin (AB-PAS only) Nearly 100% solid	IIA
4	Adenocarcinoma, solid 60%, acinar 40%	IIIB
5	Adenocarcinoma, papillary-predominant (papillary - 85%; micropapillary - 15%)	IIB
6	Adenocarcinoma, acinar/cribriform (60%), solid (40%)	IIIA
7	Adenocarcinoma, acinar predominant	IB
8	Adenocarcinoma	IIB
9	Adenocarcinoma, solid subtype	IIA
10	Adenocarcinoma	IIB
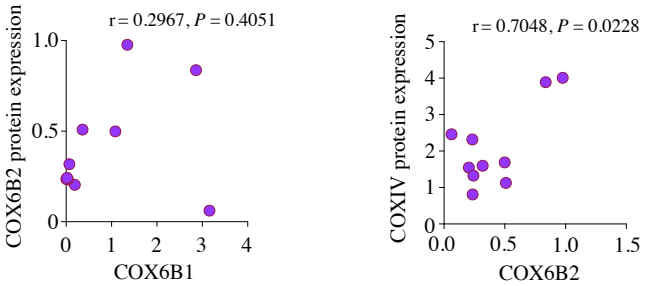
D.