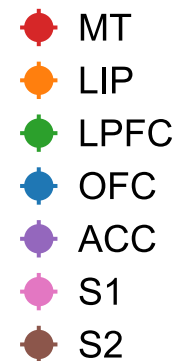
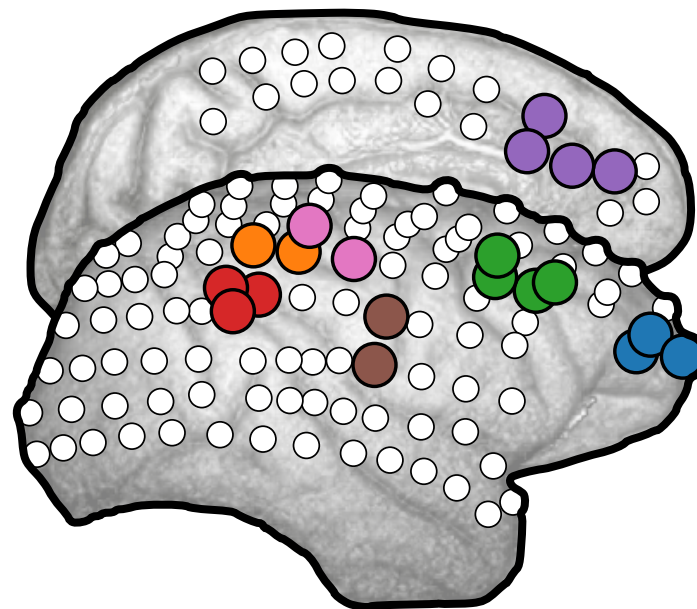
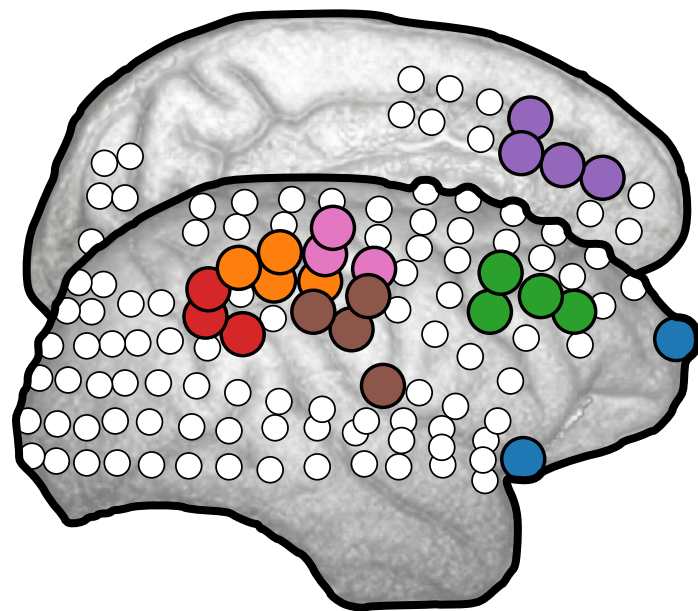


A

macaque ECoG electrode locations

George**Chibi****B**

indices of ECoG electrodes (1-based indexing)

	MT	LIP	LPFC	OFC	ACC	S1	S2
George	4, 13, 22	10, 11, 20, 21	15, 24, 25, 26	45, 66	52, 57, 58, 59	18, 19, 30	1, 2, 9, 108
Chibi	3, 4, 109	10, 11	15, 25, 25, 26	23, 34, 45	52, 57, 58, 59	9, 19	95, 108