Figure 5—figure supplement 1

A

MER11B-left KO cell validation

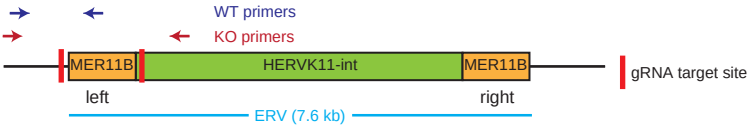

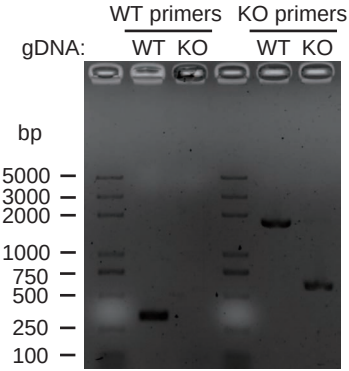

AGTCTGGGAATTGTGCCATG -1108 bp- CAATGAAGGCTTGTTCGTT WT

AGTCTGGGAATTGTGCCATG----------CAATGAAGGCTTGTTCGTT KO allele 1

AGTCTGGGAATTGTGCCA -1112 bp- ATGAAGGCTTGTTCGTT WT

AGTCTGGGAATTGTGCCA----------ATGAAGGCTTGTTCGTT KO allele 2

B

MER11B-right KO cell validation

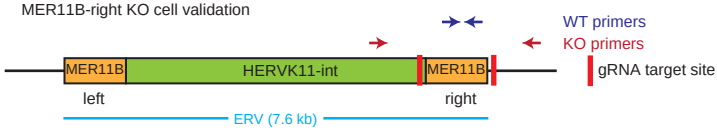

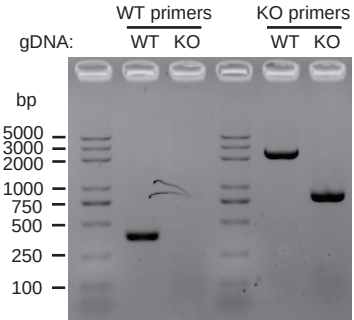

ACACAGACTACTCACCAGTC ----1451 bp---- CTGGGGTCTTCCAGATTTTC WT

ACACAGACTACTCACCAGTC -AACAGTGT- CTGGGGTCTTCCAGATTTTC KO allele 1

ACACAGACTACTCACCAGTC ---1451 bp--- CTGGGGTCTTCCAGATTTTC WT

ACACAGACTACTCACCAGTC -------G------- CTGGGGTCTTCCAGATTTTC KO allele 2