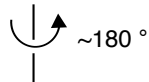


A

MacB

*A. Baumannii* (Gram +ve)

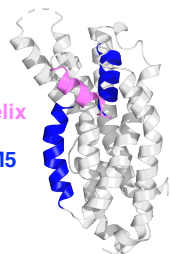
Macrolides



Wzm

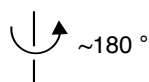
*A. aeolicus* (Gram -ve)

O-antigen



reentrant helix

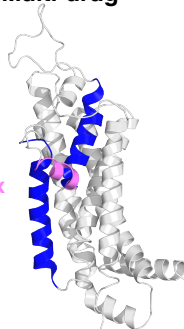
TM5



ABCG2

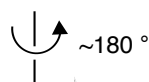
*H. sapiens*

Multi-drug



reentrant helix

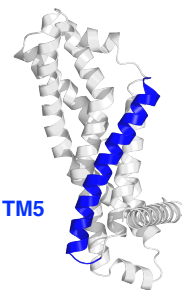
TM5



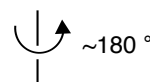
MlaE

*E. coli* (Gram -ve)

Phospholipids



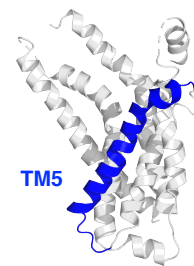
TM5



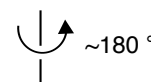
LptG

*E. coli* (Gram -ve)

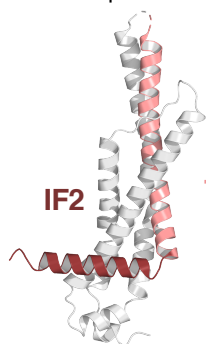
LPS



TM5

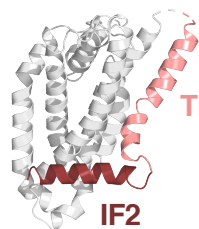


B



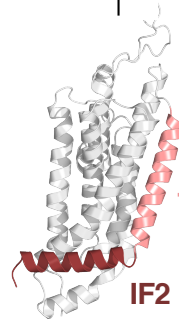
IF2

TM1



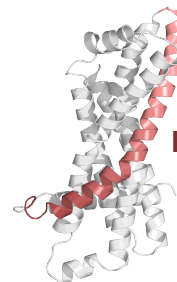
TM1

IF2

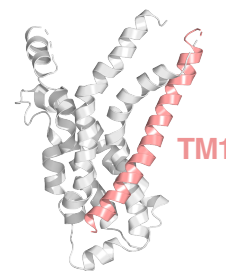


TM1

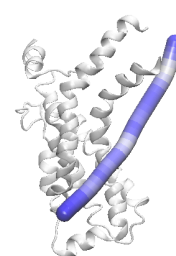
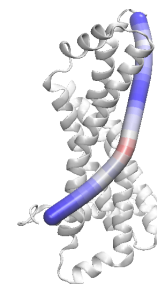
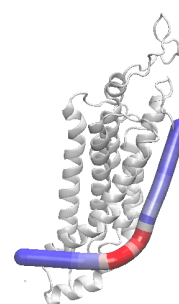
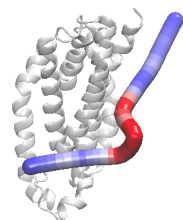
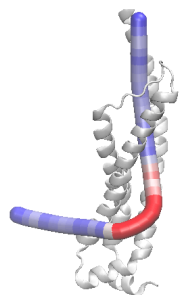
IF2



IF2-TM1



TM1



curvature

straight

angled