

























































































































































Zebrafish
Homeostasis
Cell Morphology
Cell Gallery

Cluster
Dr1









































































Lymphocytes / Progenitors

Cell #	BF	SSC	Draq5	Ch01/Ch02/C
788				
815				
853				
866				
904				
913				
934				
1111				
1120				
1154				
1160				
1169				
1184				
1204				
1207				
1217				
1238				
1247				
1248				
1254				

Cluster
Dr2
Dead cells









































































Cell #	BF	SSC	Draq5	Ch01/Ch02/C
16				
24				
29				
30				
32				
37				
64				
87				
92				
94				
98				
119				
130				
143				
148				
154				
158				
161				
169				
170				

Cluster
Dr3
Dead cells

















































































Cell #	BF	SSC	Draq5	Ch01/Ch02/C
46				
166				
173				
175				
190				
212				
283				
340				
367				
641				
693				
711				
938				
947				
1118				
1165				
1175				
1229				
1370				
1458				

Cluster
Dr4

















































































Dead cells

Cell #	BF		SSC	Draq5	Ch01/Ch02/C
15					
44					
56					
80					
85					
102					
192					
208					
237					
287					
296					
346					
371					
379					
393					
406					
420					
427					
466					
488					

Cluster
Dr5
Dead cells





































































Cell #	BF	SSC	Draq5	Ch01/Ch02/C
7				
11				
12				
33				
53				
58				
76				
89				
93				
105				
122				
176				
188				
204				
214				
225				
248				
280				
285				
294				

Cluster
Dr6
Erythrocytes





































































Cell #	BF	SSC	Draq5	Ch01/Ch02/C
69				
96				
109				
194				
416				
597				
885				
910				
1026				
1280				
1301				
1541				
1551				
1605				
1757				
1759				
1827				
1871				
2299				
2322				

Cluster
Dr7

Lymphocytes / Progenitors





































































Cell #	BF	SSC	Draq5	Ch01/Ch02/C
2199				
2203				
2211				
2214				
2228				
2230				
2244				
2253				
2255				
2284				
2287				
2289				
2298				
2305				
2311				
2324				
2333				
2336				
2337				
2340				

Cluster
Dr8
Promyelocytes





































































Cell #	BF	SSC	Draq5	Ch01/Ch02/C
969				
972				
973				
982				
998				
1005				
1018				
1025				
1031				
1043				
1052				
1057				
1067				
1068				
1072				
1080				
1084				
1088				
1112				
1122				

Cluster
Dr9

































































Debris

Cell #	BF	SSC	Draq5	Ch01/Ch02/C
40				
118				
317				
908				
952				
1252				
1434				
1516				
1529				
1638				
1950				
2036				
2186				
2541				
2718				
2998				
3478				

Cluster
Dr10
Neutrophils

















































































Cell #	BF	SSC	Draq5	Ch01/Ch02/C
1657				
1659				
1677				
1678				
1680				
1683				
1685				
1699				
1764				
1771				
1784				
1789				
1797				
1804				
1819				
1835				
1836				
1846				
1855				
1866				

Cluster
Dr11
Myeloid Precursors





































































Cell #	BF	SSC	Draq5	Ch01/Ch02/C
1335				
1355				
1476				
1479				
1540				
1594				
1614				
1624				
1634				
1721				
1723				
1740				
1807				
1822				
1838				
1929				
1946				
1954				
2043				
2211				

Cluster
Dr12





































































Dead cells

Cell #	BF	SSC	Draq5	Ch01/Ch02/C
174				
185				
250				
254				
275				
375				
389				
423				
490				
527				
550				
618				
661				
688				
701				
717				
822				
857				
878				
888				

Cluster
Dr13
Dead cells










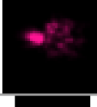



























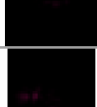



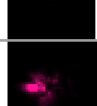


































Cell #	BF	SSC	Draq5	Ch01/Ch02/C
73				
278				
282				
284				
325				
326				
441				
511				
585				
625				
677				
751				
903				
956				
987				
1034				
1036				
1083				
1196				
1227				

Cluster
Dr14
Erythrocytes





































































Cell #	BF	SSC	Draq5	Ch01/Ch02/C
2241				
2254				
2265				
2295				
2329				
2348				
2353				
2415				
2431				
2441				
2463				
2554				
2610				
2647				
2756				
2770				
2805				
2812				
2871				
2888				

Cluster
Dr15

Granulocytic / Monocytic cells

Cell #	BF	SSC	Draq5	Ch01/Ch02/C
14				
17				
23				
60				
68				
78				
79				
82				
83				
84				
86				
91				
104				
107				
108				
110				
134				
135				
136				
138				

Cluster
Dr16
Erythrocytes

Cell #	BF	SSC	Draq5	Ch01/Ch02/C
45				
72				
127				
156				
177				
187				
191				
210				
265				
332				
380				
398				
415				
457				
472				
525				
540				
576				
608				
620				