
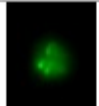



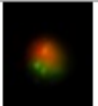







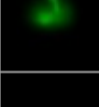





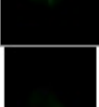











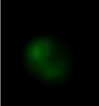























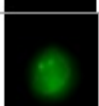





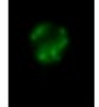



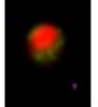

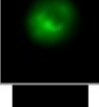
































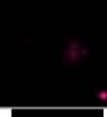





































































**Zebrafish**  
**Phagocytosis**  
**Experiment**

**Cell Gallery**



























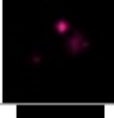































































# Dr1\_P

Cell #	BF	DHR	SSC	Bac	Draq5	Ch02/Ch11/Cr
212						
276						
330						
364						
618						
776						
923						
937						
1071						
1418						
1659						
1848						
2179						
2457						
2484						


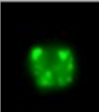



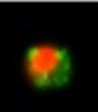













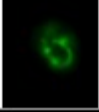



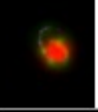

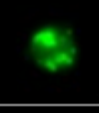



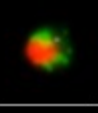
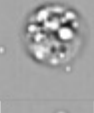

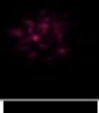




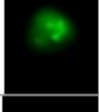



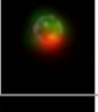

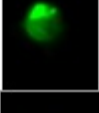



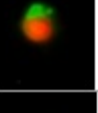

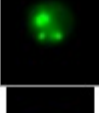





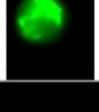





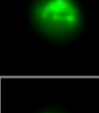



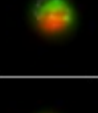

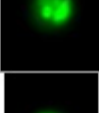



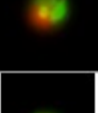
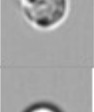
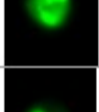



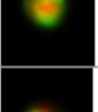

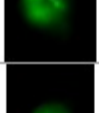



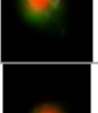






# Dr2\_P

Cell #	BF	DHR	SSC	Bac	Draq5	Ch02/Ch11/Cr
2144						
2152						
2334						
2414						
2430						
2603						
2794						
2867						
2912						
2917						
3066						
3183						
3227						
3257						
3320						








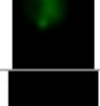




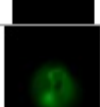
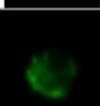







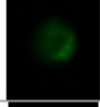


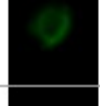




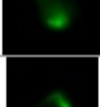


# Dr3\_P

Cell #	BF	DHR	SSC	Bac	Draq5	Ch02/Ch11/Cr
517						
556						
572						
584						
624						
682						
689						
707						
730						
799						
811						
817						
864						
899						
968						































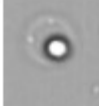















































Dr4\_P Professional phagocytes

Cell #	BF	DHR	SSC	Bac	Draq5	Ch02/Ch11/Cr
1102						
1104						
1151						
1155						
1162						
1218						
1235						
1273						
1322						
1329						
1338						
1344						
1377						
1417						
1461						



























































































# Dr5\_P

Cell #	BF	DHR	SSC	Bac	Draq5	Ch02/Ch11/Cr
1381						
1624						
1889						
2189						
2428						
2623						
2768						
2863						
2959						
2967						
2978						
3105						
3142						
3162						
3245						

# Dr6\_P





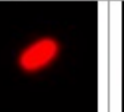







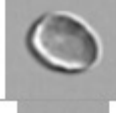
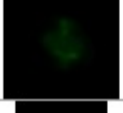











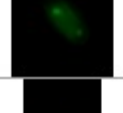



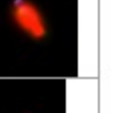





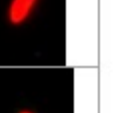







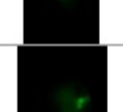












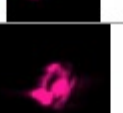




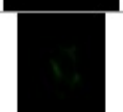










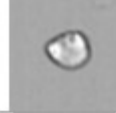
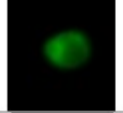




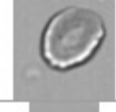
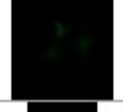










Cell #	BF	DHR	SSC	Bac	Draq5	Ch02/Ch11/Cr
4559						
4594						
4677						
5030						
5314						
5373						
5936						
6023						
6285						
6864						
6929						
7018						
7094						
7234						
7300						

# Dr7\_P


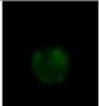













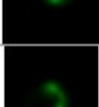





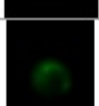



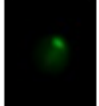

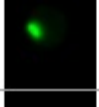


















Cell #	BF	DHR	SSC	Bac	Draq5	Ch02/Ch11/Cr
1383						
1388						
1804						
1886						
1887						
1897						
1963						
1971						
1980						
2035						
2124						
2214						
2485						
2513						
2676						





































































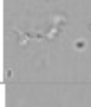











# Dr8\_P

Cell #	BF	DHR	SSC	Bac	Draq5	Ch02/Ch11/Cr
351						
354						
367						
416						
428						
481						
504						
512						
526						
531						
535						
589						
596						
665						
717						


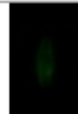











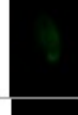



































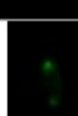











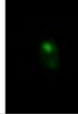






















# Dr9\_P

Cell #	BF	DHR	SSC	Bac	Draq5	Ch02/Ch11/Cr
1750						
1785						
1795						
1893						
1908						
2289						
2350						
2434						
2948						
2996						
3017						
3174						
3352						
3473						
3619						


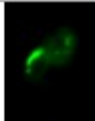



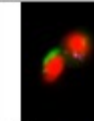
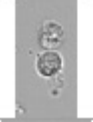
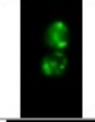



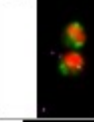

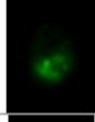











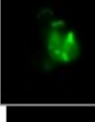

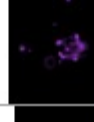
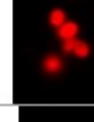
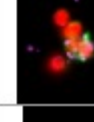

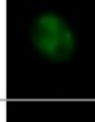





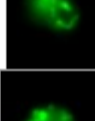



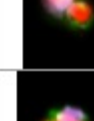

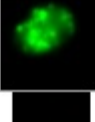
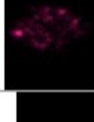

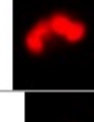
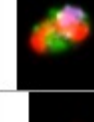

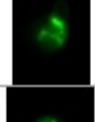





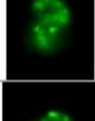

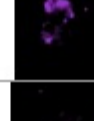

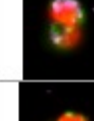

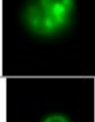




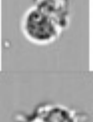
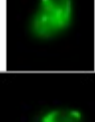



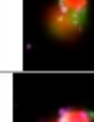

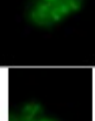





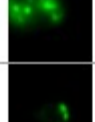










# Dr10\_P

Cell #	BF	DHR	SSC	Bac	Draq5	Ch02/Ch11/Ct
2393						
2422						
2568						
2573						
2588						
2662						
2675						
2720						
2790						
2820						
2834						
2857						
2916						
3002						
3068						


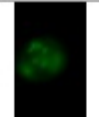





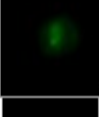
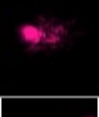



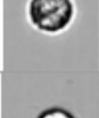
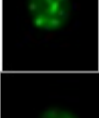



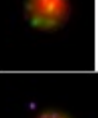

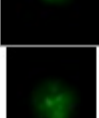



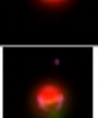

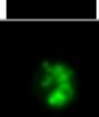
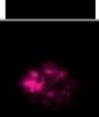


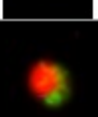

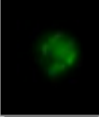





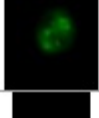





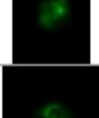
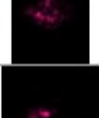


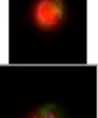

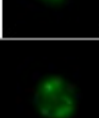
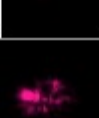


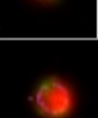

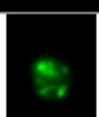



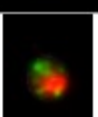

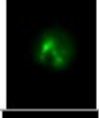





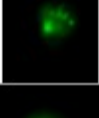



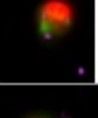






# Dr11\_P

Cell #	BF	DHR	SSC	Bac	Draq5	Ch02/Ch11/Cr
5203						
5256						
5264						
5268						
5378						
5402						
5508						
5721						
5795						
5863						
6072						
6133						
6141						
6263						
6701						



















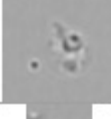



































# Dr12\_P Professional phagocytes

Cell #	BF	DHR	SSC	Bac	Draq5	Ch02/Ch11/Cf
1180						
1299						
1342						
1365						
1395						
1813						
1816						
1850						
1925						
1936						
1973						
2094						
2126						
2249						
2259						



























































































Dr13\_P Professional phagocytes

Cell #	BF	DHR	SSC	Bac	Draq5	Ch02/Ch11/Cr
1579						
1717						
1780						
1794						
1797						
1880						
1927						
1940						
1987						
2000						
2001						
2019						
2171						
2268						
2339						

# Dr14\_P








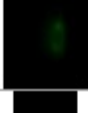











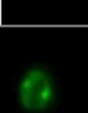



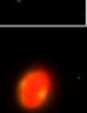







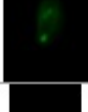











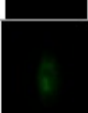





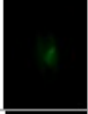





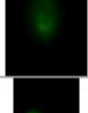











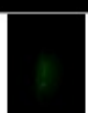










Cell #	BF	DHR	SSC	Bac	Draq5	Ch02/Ch11/Ct
2140						
2506						
2935						
4909						
5544						
7015						
7945						
7990						
9363						

# Dr15\_P













































































































Cell #	BF	DHR	SSC	Bac	Draq5	Ch02/Ch11/Ct
673						
960						
1420						
1463						
1787						
1788						
2216						
2220						
2271						
2619						
2755						
2814						
2966						
3022						
3096						
















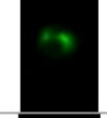





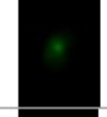











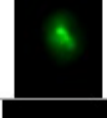











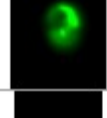



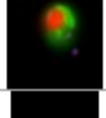

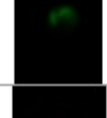





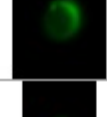























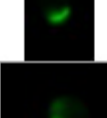










# Dr16\_P

Cell #	BF	DHR	SSC	Bac	Draq5	Ch02/Ch11/Ct
1307						
1337						
1361						
1384						
1432						
1519						
1525						
1678						
1697						
1770						
1847						
1926						
2061						
2083						
2302						








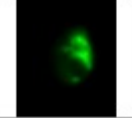



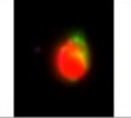
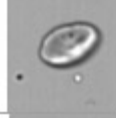




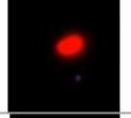
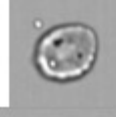






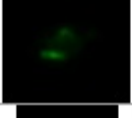
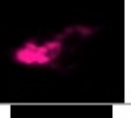


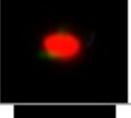



















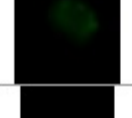










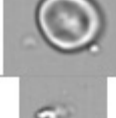

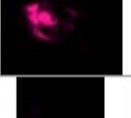




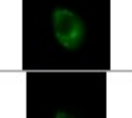





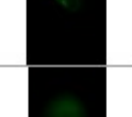











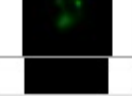



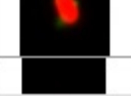
Dr17\_P

Cell #	BF	DHR	SSC	Bac	Draq5	Ch02/Ch1
7701						
7703						
7711						
7713						
7730						
7841						
7888						
7914						
7919						
7943						
7950						
7962						
7993						
8142						
8144						
8202						
8213						
8281						
8321						

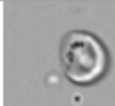

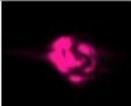









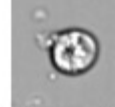






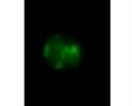









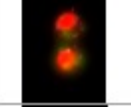







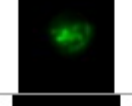



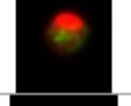

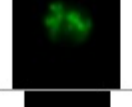











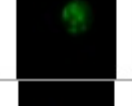
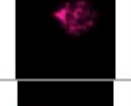








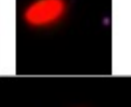


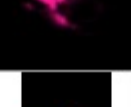




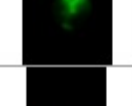




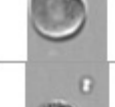
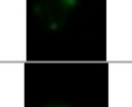



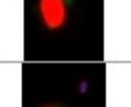

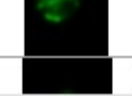




# Dr18\_P

Cell #	BF	DHR	SSC	Bac	Draq5	Ch02/Ch11/Cr
112						
116						
118						
141						
200						
232						
264						
265						
268						
290						
303						
306						
309						
312						
325						


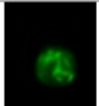





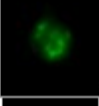
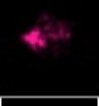


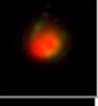

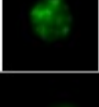



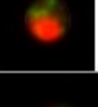

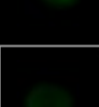





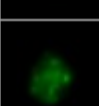



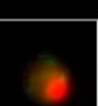

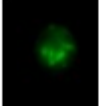



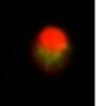

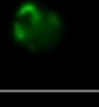



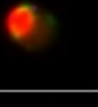


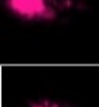




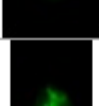



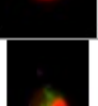

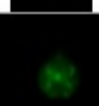
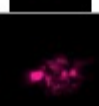




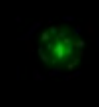





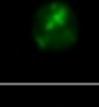
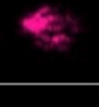


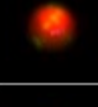






# Dr19\_P

Cell #	BF	DHR	SSC	Bac	Draq5	Ch02/Ch11/Ct
2071						
2141						
2146						
2238						
2310						
2358						
2362						
2380						
2418						
2451						
2474						
2479						
2531						
2669						
2726						








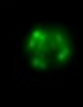





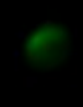





























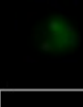





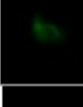























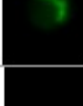
















# Dr20\_P

Cell #	BF	DHR	SSC	Bac	Draq5	Ch02/Ch11/Ct
3369						
3437						
3495						
3612						
3844						
3862						
3916						
4319						
4395						
4442						
4545						
4736						
4764						
4980						
5056						








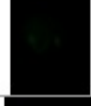
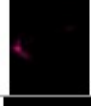


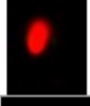

























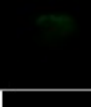
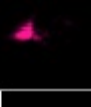














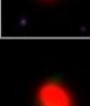













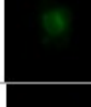










# Dr21\_P Professional phagocytes

Cell #	BF	DHR	SSC	Bac	Draq5	Ch02/Ch11/Cr
819						
975						
995						
1111						
1347						
1403						
1545						
1800						
1951						
2378						
2500						
2884						
3395						
3716						
3875						

# Dr22\_P





















































































Cell #	BF	DHR	SSC	Bac	Draq5	Ch02/Ch11/Cr
191						
194						
197						
203						
231						
249						
253						
262						
267						
269						
271						
273						
277						
283						
284						

# Dr23\_P



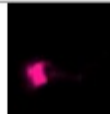


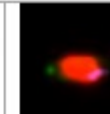
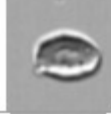
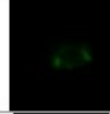
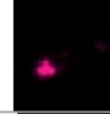




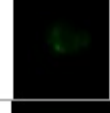











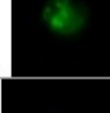




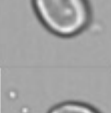
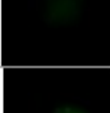

















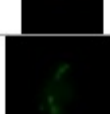
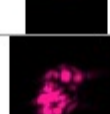


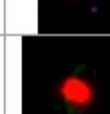







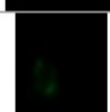
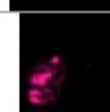



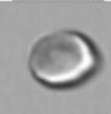






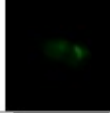
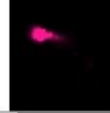


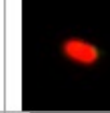
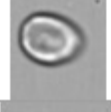

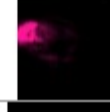









Cell #	BF	DHR	SSC	Bac	Draq5	Ch02/Ch11/Ct
479						
484						
496						
500						
501						
516						
522						
547						
552						
591						
594						
595						
617						
635						
636						




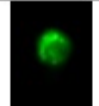





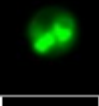
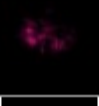


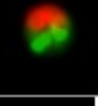

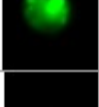





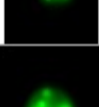



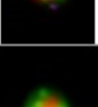

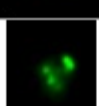



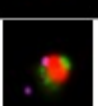

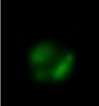





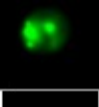
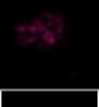

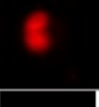
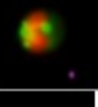

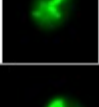


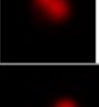
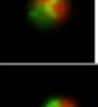

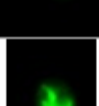
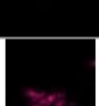


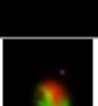

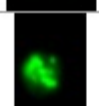



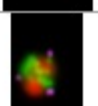

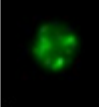



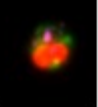

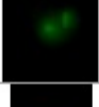











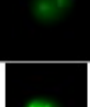




# Dr24\_P

Cell #	BF	DHR	SSC	Bac	Draq5	Ch02/Ch11/Cr
559						
560						
561						
568						
575						
579						
581						
586						
592						
621						
623						
628						
644						
648						
649						

# Dr25\_P

Cell #	BF	DHR	SSC	Bac	Draq5	Ch02/Ch11/Ct
820						
874						
878						
893						
976						
1411						
1413						
1459						
1611						
1723						
1945						
1970						
2159						
2160						
2529						

# Dr26\_P

Cell #	BF	DHR	SSC	Bac	Draq5	Ch02/Ch11/Ct
4825						
4831						
4837						
4848						
4852						
4853						
4866						
4870						
4871						
4874						
4875						
4876						
4886						
4890						
4894	