





































































Apple snail
Homeostasis
Cell Morphology

Cell Gallery





































































Cluster
Pc1

Agranular large
hemocytes

Cell #	Ch01	Ch06	Ch11	Ch01/Ch01
1934				
1936				
1940				
1943				
1948				
1952				
1959				
1960				
1963				
1970				
1972				
1977				
1978				
1981				
1982				
1984				
1988				




































































Cluster
Pc2

Intermediate
hemocytes

Cell #	Ch01	Ch06	Ch11	Ch01/Ch01
1009				
1016				
1019				
1022				
1034				
1082				
1087				
1115				
1116				
1123				
1132				
1135				
1148				
1154				
1175				
1184				
1209				

Cluster
Pc3

Intermediate
hemocytes

Cell #	Ch01	Ch06	Ch11	Ch01/Ch01
557				
558				
563				
569				
570				
571				
577				
584				
597				
642				
646				
654				
666				
671				
675				
709				
713				

Cluster
Pc4

Blast-like
hemocytes





































































Cell #	Ch01	Ch06	Ch11	Ch01/Ch01
2136				
2143				
2147				
2148				
2152				
2157				
2159				
2165				
2167				
2169				
2177				
2178				
2183				
2185				
2195				
2197				
2199				

Cluster
Pc5

Doublets and
dead cells





































































Cell #	Ch01	Ch06	Ch11	Ch01/Ch01
1157				
1211				
1324				
1727				
2325				
2541				
2598				
2802				
3058				
3091				
3154				
3179				
3332				
3503				
3689				
3800				
4241				

Cluster
Pc6
Granular large
hemocytes

Cell #	Ch01	Ch06	Ch11	Ch01/Ch01
2929				
2936				
2977				
2979				
2980				
2985				
2995				
3014				
3015				
3024				
3032				
3034				
3051				
3053				
3061				
3079				
3104				





































































Cluster
Pc7

Agranular large
hemocytes

Cell #	Ch01	Ch06	Ch11	Ch01/Ch01
286				
287				
290				
305				
345				
384				
418				
419				
422				
431				
448				
455				
461				
480				
482				
493				
494				

































































Cluster
Pc8

Doublets and
dead cells

Cell #	Ch01	Ch06	Ch11	Ch01/Ch01
1207				
1210				
1229				
1232				
1254				
1265				
1332				
1379				
1474				
1484				
1496				
1522				
1524				
1531				
1534				
1548				
1633				

Cluster
Pc9

Agranular large
hemocytes

Cell #	Ch01	Ch06	Ch11	Ch01/Ch01
442				
450				
452				
453				
456				
474				
477				
478				
495				
498				
506				
507				
508				
528				
537				
540				
545	