

Figure2-figure supplement1

A

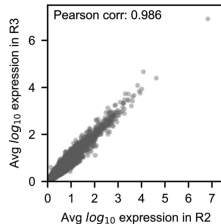
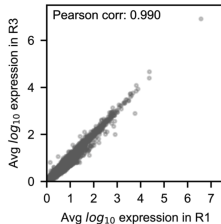
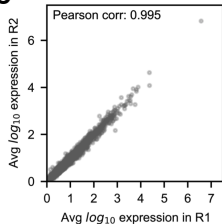
R1

R2

R3

UMAP2
UMAP1

C



B Fraction of clusters in R1/R2/R3

