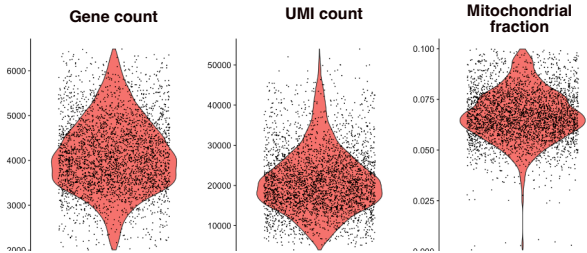
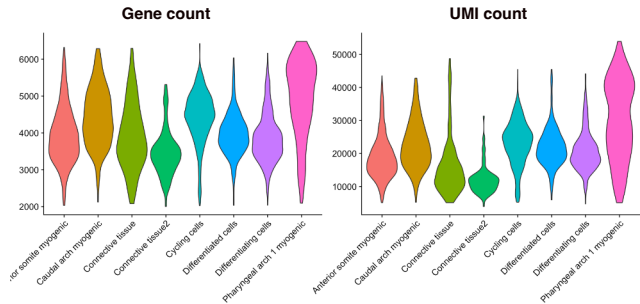


Myf5<sup>GFP-P/+</sup> E14.5

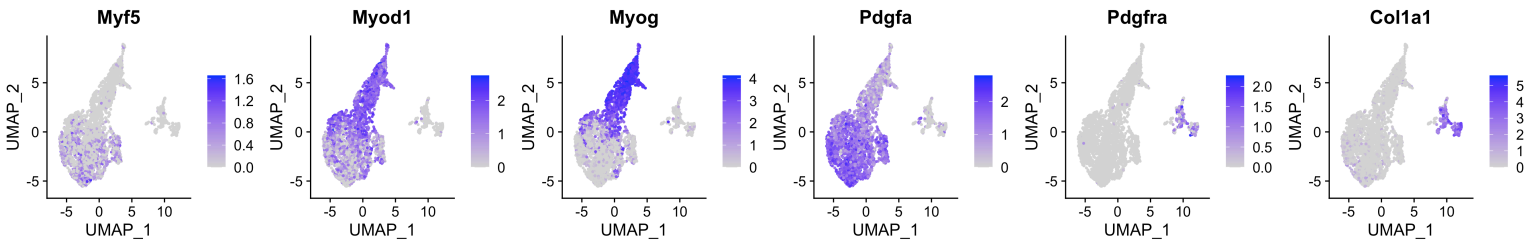
A



B




C



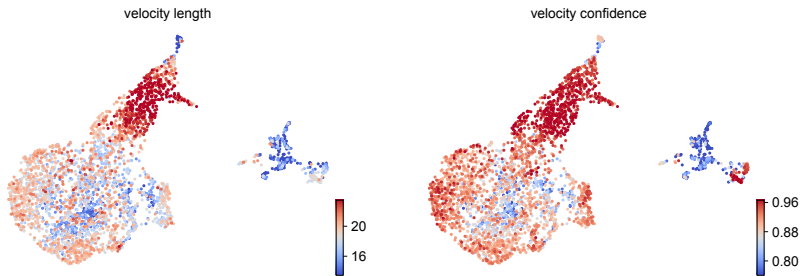
D

Cell cycle phases



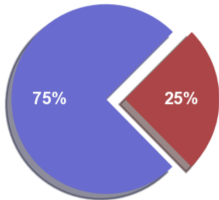
E

scvelo metrics

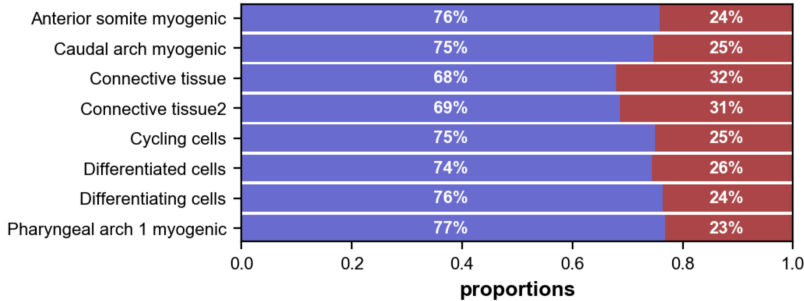


F

spliced, unspliced



spliced, unspliced



G

	Anterior somite myogenic	Caudal arch myogenic	Connective tissue	Connective tissue2	Cycling cells	Differentiated cells	Differentiating cells	Pharyngeal arch 1 myogenic
velocity_length	17.9123	17.81	14.15	16.4921	18.8776	21.4145	20.4959	17.7144
velocity_confidence	0.872016	0.893	0.762495	0.905872	0.907231	0.938404	0.936807	0.864572