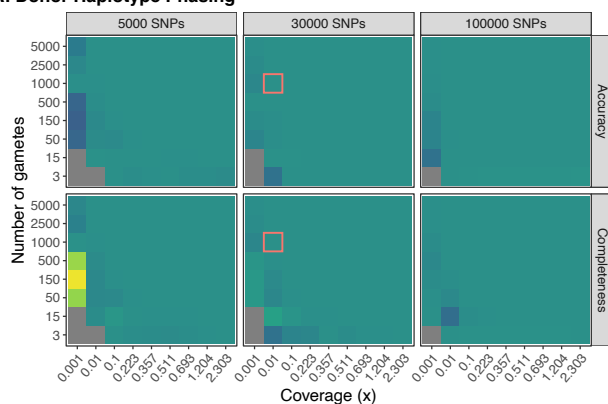
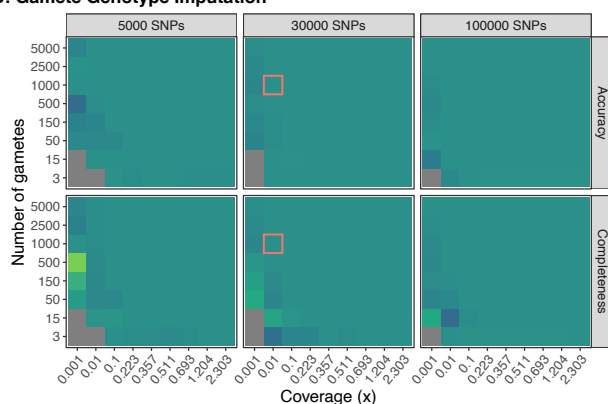


Overestimated Average Recombination Rate

A: Donor Haplotype Phasing



B: Gamete Genotype Imputation



C: Meiotic Recombination Discovery

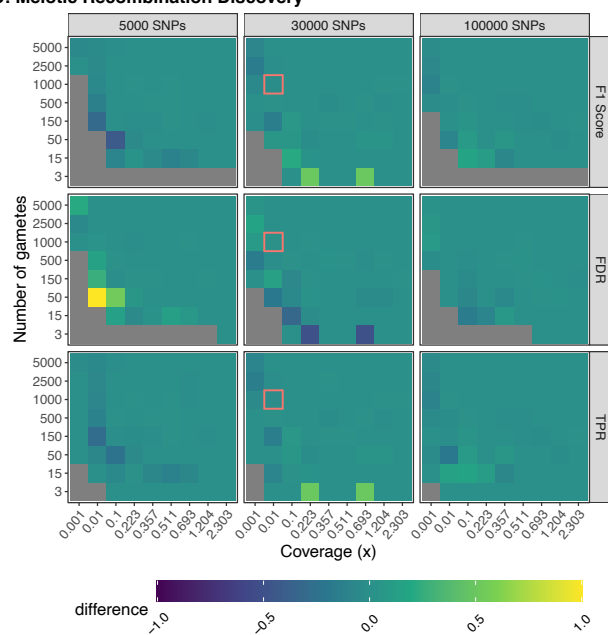


Figure 2-figure supplement 9 Model robustness when recombination rate is overestimated. Plotted values are the difference between the mean performance (across 3 independent trials) when the generative model and rhapsodi use the same parameters (Fig. 2) and the mean performance (across 3 independent trials) when the rhapsodi recombination rate (1) is overestimated compared to the rate used by the generative model (0.6). The genotyping error rate is 0.005 in both models.