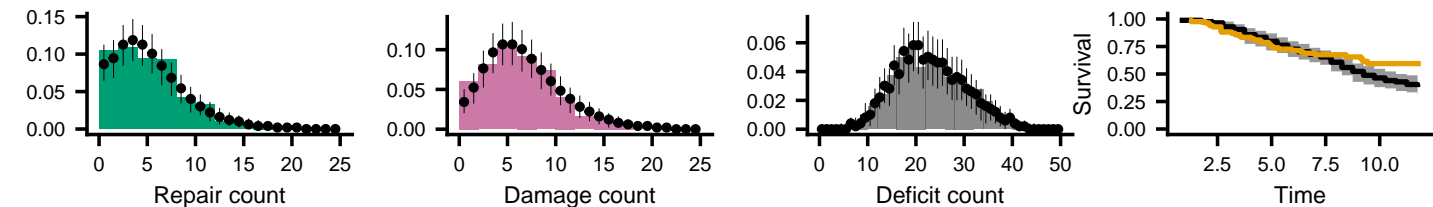
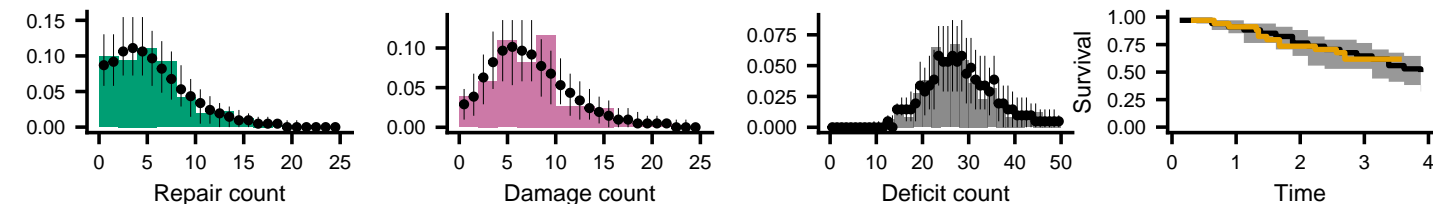


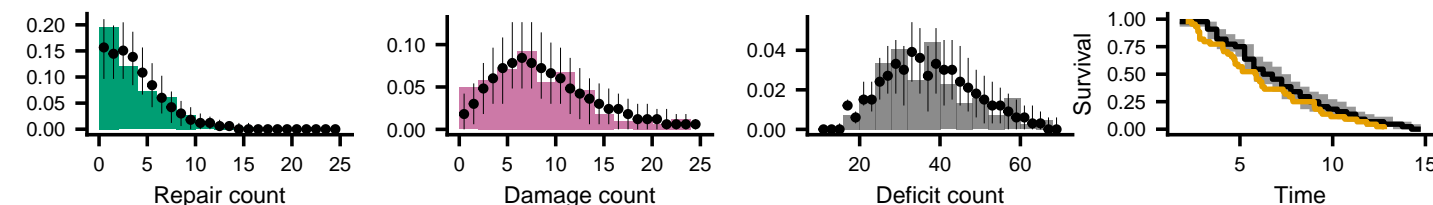
a) Mouse dataset 1 (Keller et al. 2019)



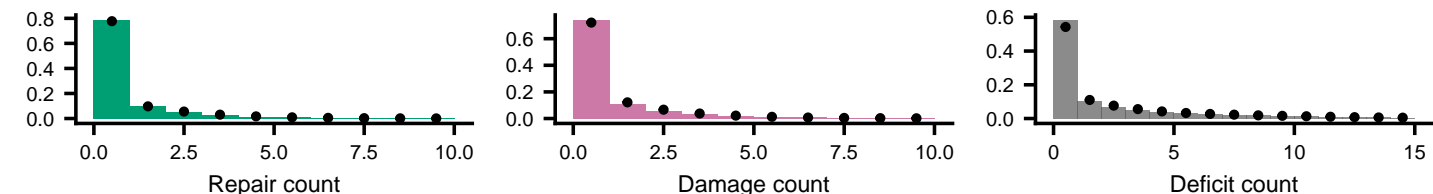
b) Mouse dataset 2 (Bisset et al. 2022)



c) Mouse dataset 3 (Schultz et al. 2020)



d) ELSA humans (Phelps et al. 2020)



Dataset	Outcome	Median R^2 (95% CrI)	Proportion within 95% CrI
Mouse dataset 1 (Keller <i>et al.</i> 2019)	Repair counts	0.42(0.48, 0.57)	0.96
	Damage counts	0.46(0.42, 0.50)	0.91
	Deficit counts	0.48(0.45, 0.50)	0.96
Mouse dataset 2 (Bisset <i>et al.</i> 2022)	Repair counts	0.51(0.45, 0.56)	0.96
	Damage counts	0.54(0.48, 0.60)	0.94
	Deficit counts	0.50(0.46, 0.53)	0.97
Mouse dataset 3 (Schultz <i>et al.</i> 2019)	Repair counts	0.49(0.41, 0.58)	0.96
	Damage counts	0.46(0.39, 0.52)	0.95
	Deficit counts	0.48(0.45, 0.51)	0.94
ELSA humans	Repair counts	0.52(0.50, 0.53)	0.98
	Damage counts	0.44(0.43, 0.45)	0.96
	Deficit counts	0.47(0.46, 0.47)	0.95