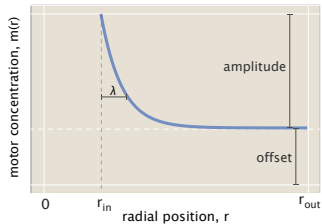


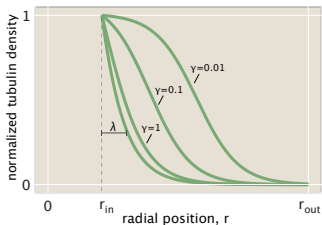
(a)

EXPONENTIAL MOTOR DECAY



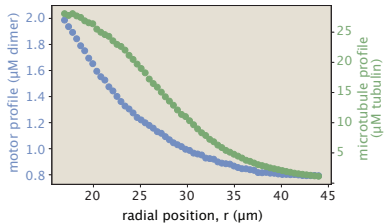
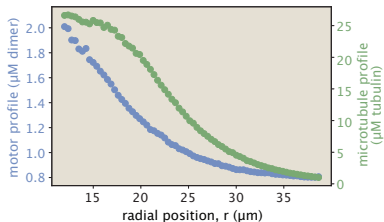
(b)

SIGMOIDAL TUBULIN PROFILE



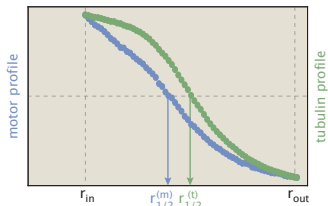
(c)

EXAMPLE ASTER PROFILES



(d)

POSITIONS OF MID-CONCENTRATION



(e)

RATIOS OF $(r_{1/2} - r_{in})$ VALUES