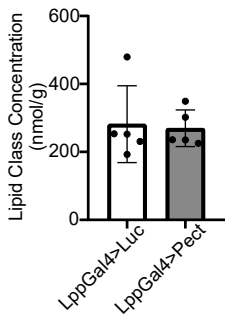


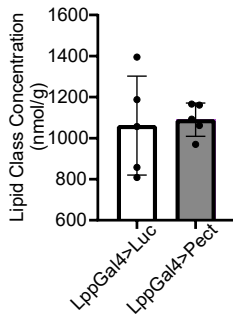
Figure 6- figure supplement 4

Lipid Class Concentration under Fat Body Pect Overexpression

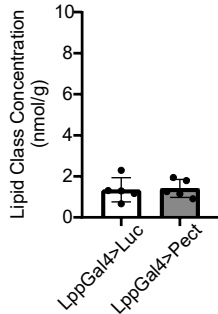
PC Lipid Class Concentration



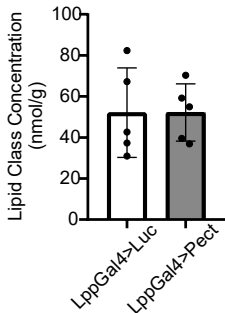
PE Lipid Class Concentration



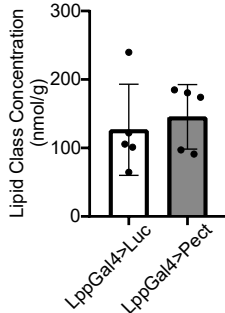
CE Lipid Class Concentration



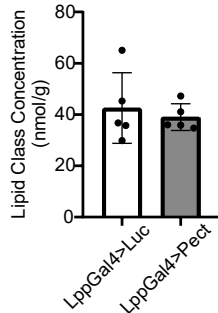
LPC Lipid Class Concentration



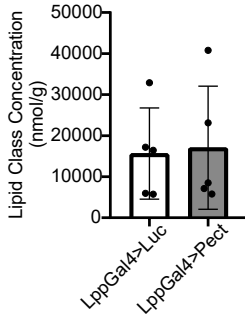
LPE Lipid Class Concentration



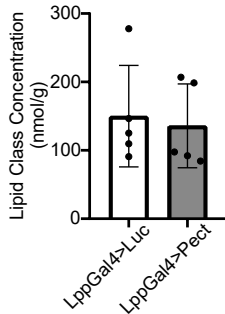
SM Lipid Class Concentration



TAG Lipid Class Concentration



DAG Lipid Class Concentration



FFA Lipid Class Concentration

