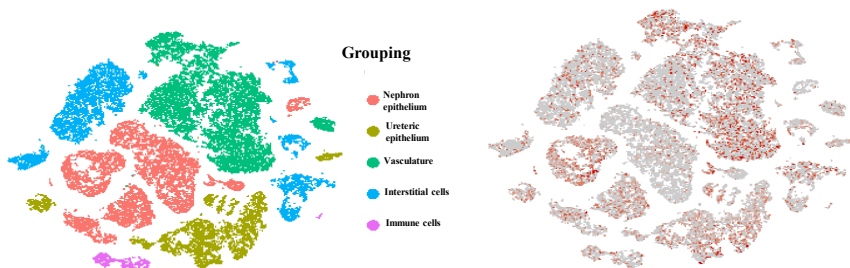
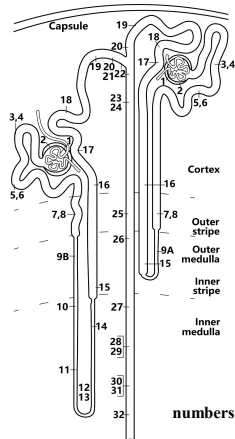


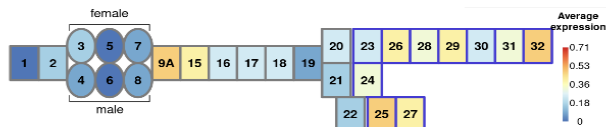
A



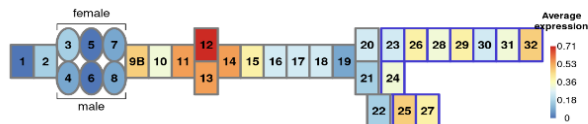
B



### Cortical nephron and ureteric epithelium cell transcriptomes



### Juxtamedullary nephron and ureteric epithelium cell transcriptomes



numbers in boxes correspond to schematic. Rescaled value is original value rescaled (gene-wise) to 0-1 range.