


Figure 4—figure supplement 1A Source files

p19^{Arf}



p16^{Ink4a}



Actin

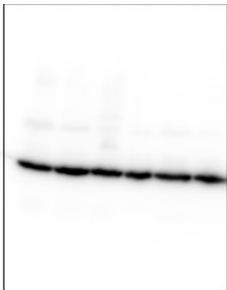



Figure 4—figure supplement 1C Source files

p19^{Arf}



p16^{Ink4a}



Actin


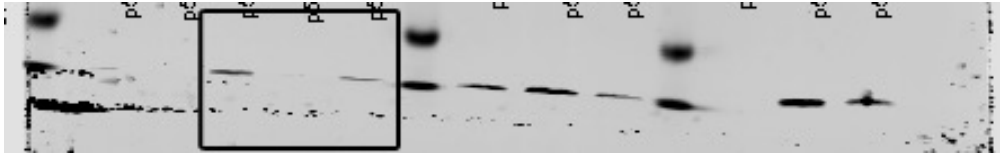


Figure 4—figure supplement 1D Source files

p19^{Arf}



Actin

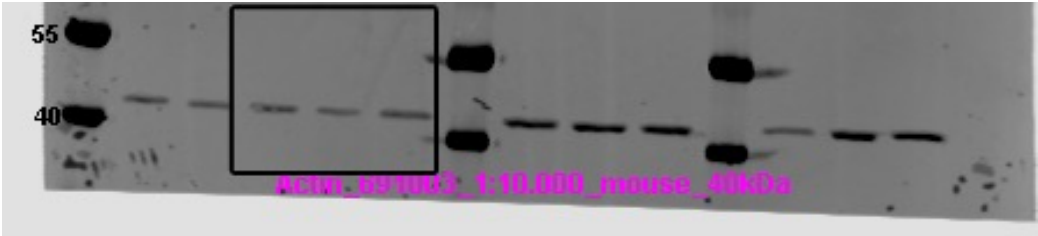
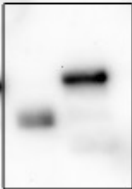


Figure 4—figure supplement 1E Source files

Axin1



Actin

