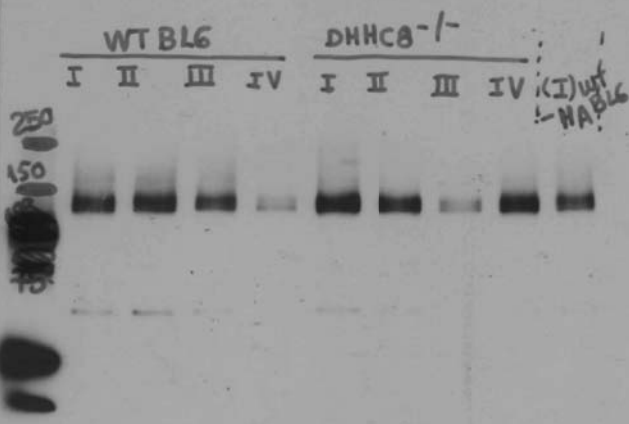


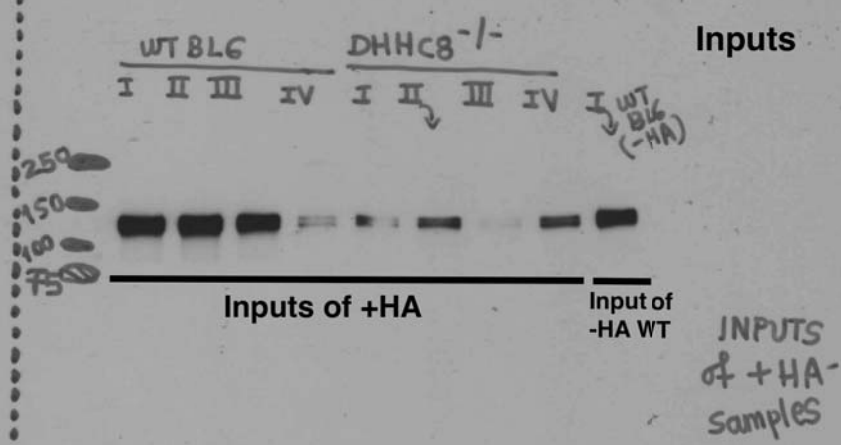
49th ABE

EK/AK 7/21/15

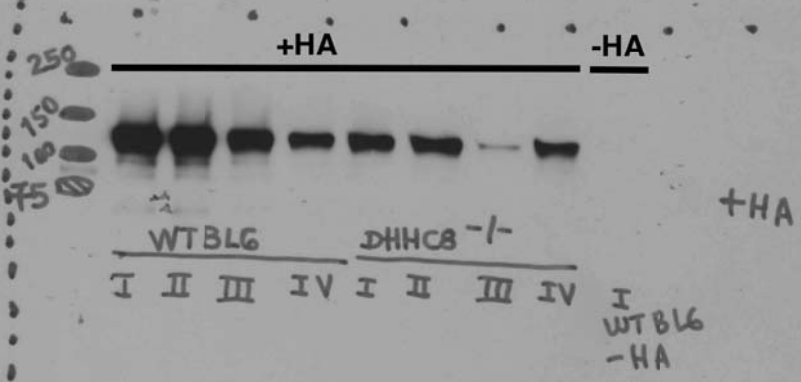
NEUROPILIN-1



NEUROPILIN-2



Processed samples



NEUROPILIN-1 IB:

- Npn1 Ab, Abcam # ab81321 rabbit 1:1000 o/n at 4°C
- 2°: HRP α-rabbit Ab 1:10,000 for 1hr at RT

NEUROPILIN-2 IB:

- Npn2 Ab, Cell Sign. #33665 rabbit, 1:1,000 o/n at 4°C
- 2°: HRP α-rabbit Ab 1:10,000 for 1hr at RT

Nrp-2 immunoblotting detects endogenous Nrp-2

ABE on WT or DHHC8^{-/-} deep layer primary cortical neurons