

High
sequence
fidelity

Session 7 Event 3265 Track 1 sequence

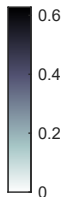
P value = 0.01

Z-scored log odds = 0.22

Track 1



Track 2




Session 7 Event 1630 Track 1 sequence

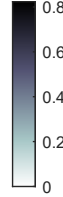
P value = 0.02

Z-scored log odds = 2.81

Track 1



Track 2



Low
sequence
fidelity

Session 7 Event 4056 Track 1 sequence

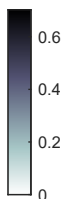
P value = 0.33

Z-scored log odds = 0.41

Track 1



Track 2



Session 7 Event 3737 Track 1 sequence

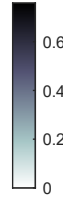
P value = 0.35

Z-scored log odds = 2.30

Track 1



Track 2



Low
reactivation bias

High
reactivation bias