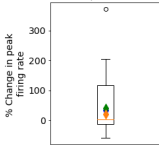
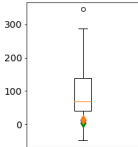


**A**

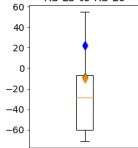
RS L2/3 to RS L4

**B**

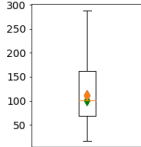
RS L4 to RS L5

**C**

RS L5 to RS L6

**D**

RS to FS



- Original model
- Model w/adjusted syn. weights
- Final model w/feedback and LGN