



Left is multi-channel blot image of the same gel on the right blotted with the same antibody.



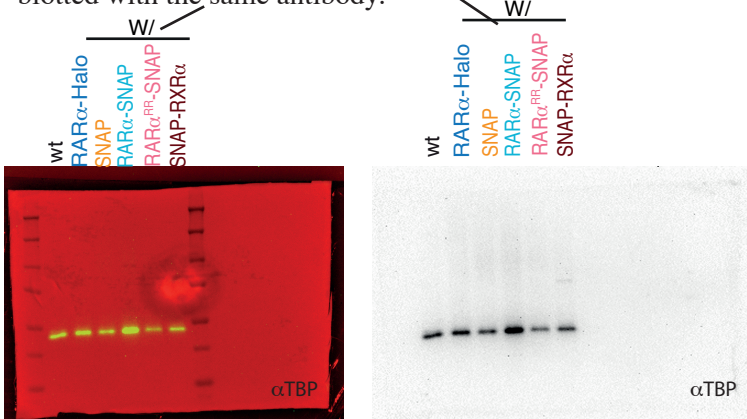
Original uncropped image for anti-Flag blotted signal for SNAP labelled transcripts in presence of RAR α -Halo.

Left is multi-channel blot image of the same gel on the right blotted with the same antibody.



Original uncropped image for anti-V5 blotted signal for SNAP labelled transcripts in presence of RAR α -Halo.

Left is multi-channel blot image of the same gel on the right blotted with the same antibody.



Original uncropped image for anti-TBP blotted signal for SNAP labelled transcripts in presence of RAR α -Halo.