
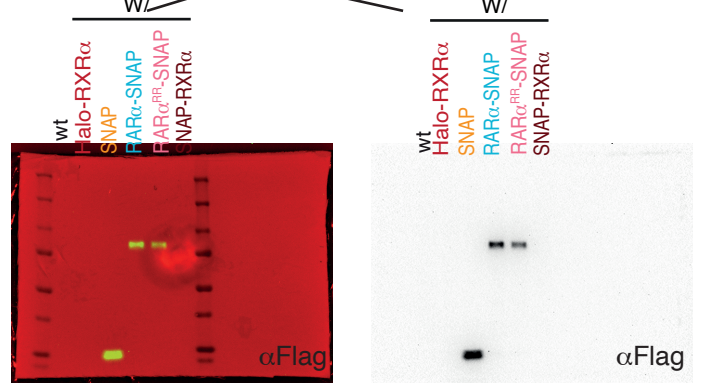


Left is multi-channel blot image of the same gel on the right blotted with the same antibody.

Left is multi-channel blot image of the same gel on the right blotted with the same antibody.

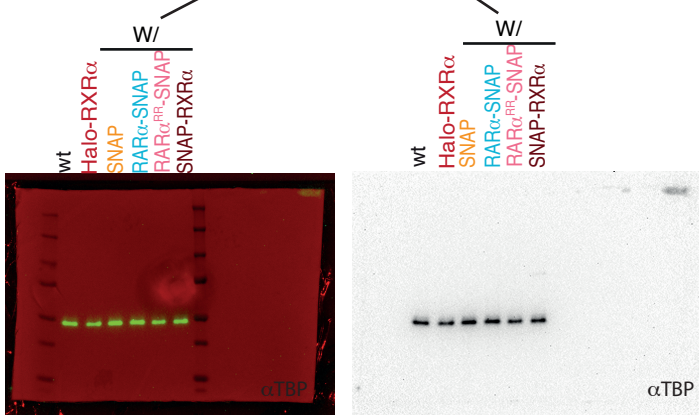


Original uncropped image for anti-V5 blotted signal for SNAP labelled transcripts in presence of Halo-RXRα.



Original uncropped image for anti-Flag blotted signal for SNAP labelled transcripts in presence of Halo-RXRα.

Left is multi-channel blot image of the same gel on the right blotted with the same antibody.



Original uncropped image for anti-TBP blotted signal for SNAP labelled transcripts in presence of Halo-RXRα.