
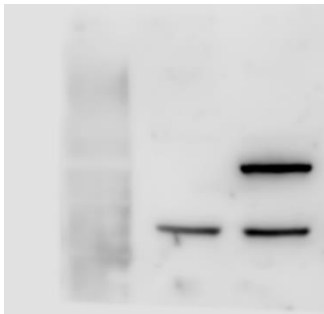


Figure 4-source data 6. PDF file containing original westerns for Figure 4J

Poly-ADP-ribose:



SERBP1:



GAPDH:




Figure 4J: SERBP1 transgenic expression (mGreen-SERBP1) in 293T cells increased the levels of PARylated proteins.